NOTE:
AT WALLS OF 2 OR MORE COURSES IN HEIGHT, INSTALL BOTTOM LEDGE OF COTTONWOOD LIMESTONE UPSIDE DOWN (FROM QUARRIED POSITION).

Note 1:

Individual stone end cuts for one-tier walls shall be made along a radial line such that uniform joint widths between stones are achieved. Stone face and back cuts shall be made along the curved alignment as depicted on hardscape plan sheets, and shall have a split-face finish. Top surfaces shall be smooth cut (sawn). Shop drawings depicting the dimension and placement of each individual stone shall be submitted to the Artist for review and approval prior to fabrication.

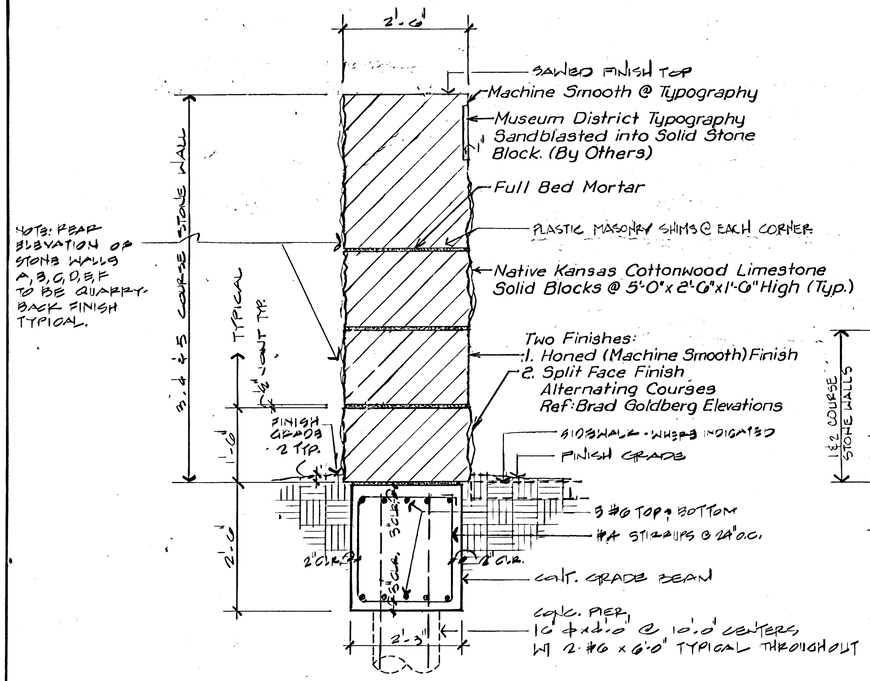

A Wall Section
3/4" = 1'-0"

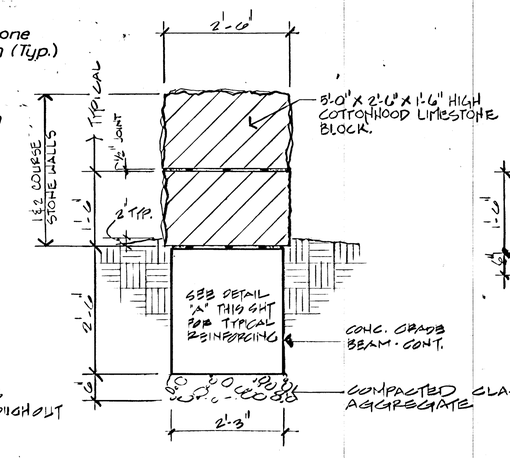

B Wall Section
3/4" = 1'-0"

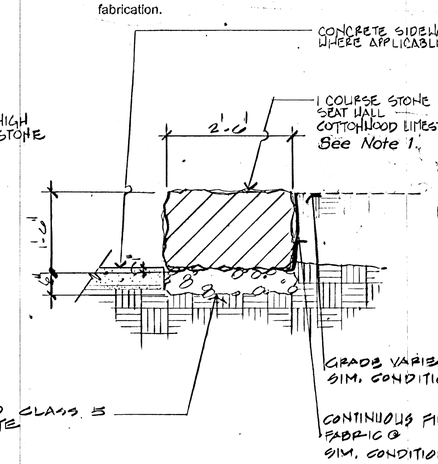

C Wall Section
3/4" = 1'-0"

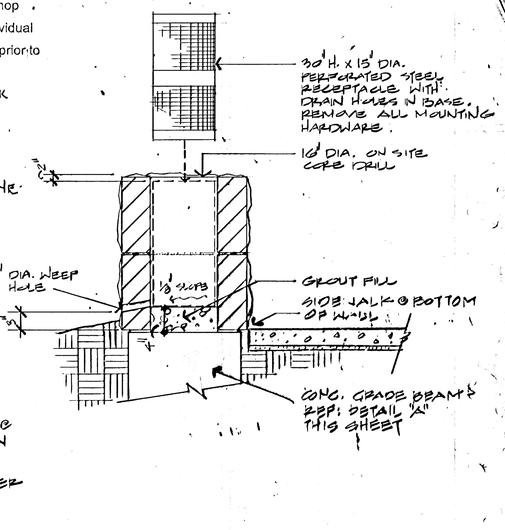

D Wall Section
3/4" = 1'-0"

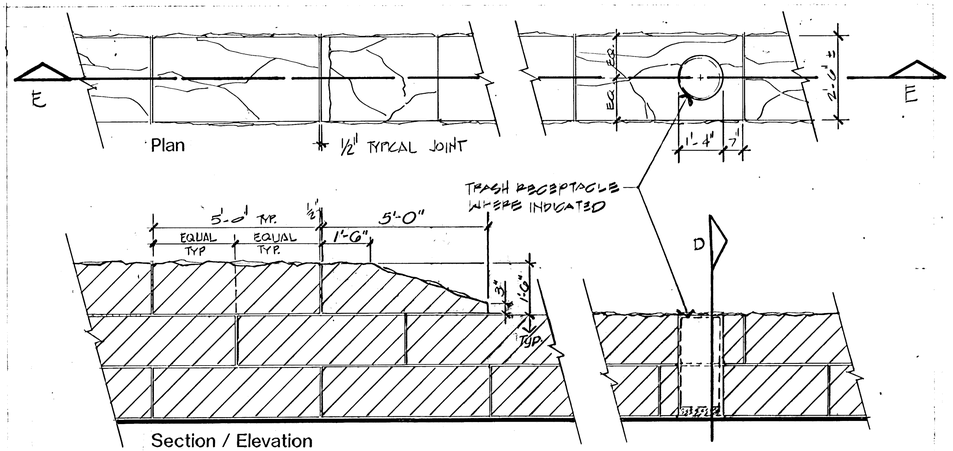

E Wall Section
1/2" = 1'-0"

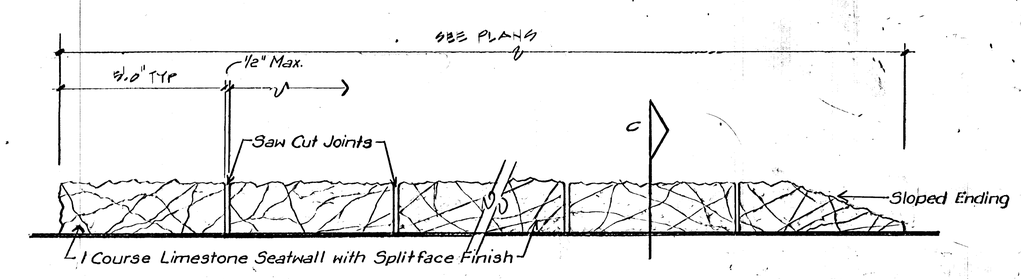

F Wall C Elevation
1/2" = 1'-0"

REV.	DATE	DESCRIPTION
△		
△		
△		
△		
△		

HELLMUTH, OBATA & KASSABAUM, Inc.
DALLAS, TEXAS

BRAD J. GOLDBERG, Artist
DALLAS, TEXAS

DRAWN BY: | APPROVED BY:

MUSEUM DISTRICT
ROADWAY & PEDESTRIAN IMPROVEMENTS
CITY OF WICHITA, KANSAS

SHEET TITLE: ART WALL

PROJECT #: 92-036-122 | ISSUE DATE: 11 JULY 1997 | SCALE: | SHEET: 1 of 2