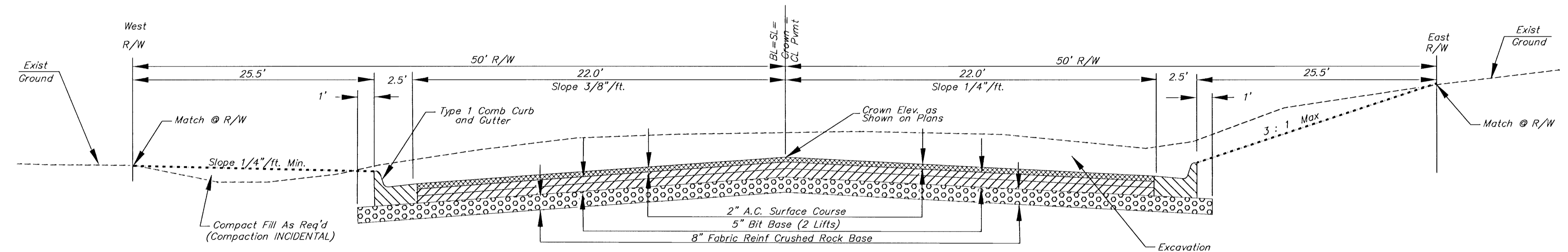
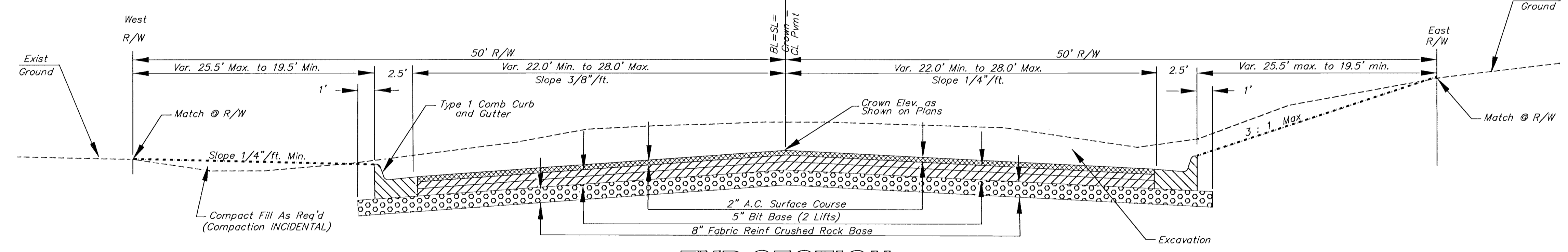


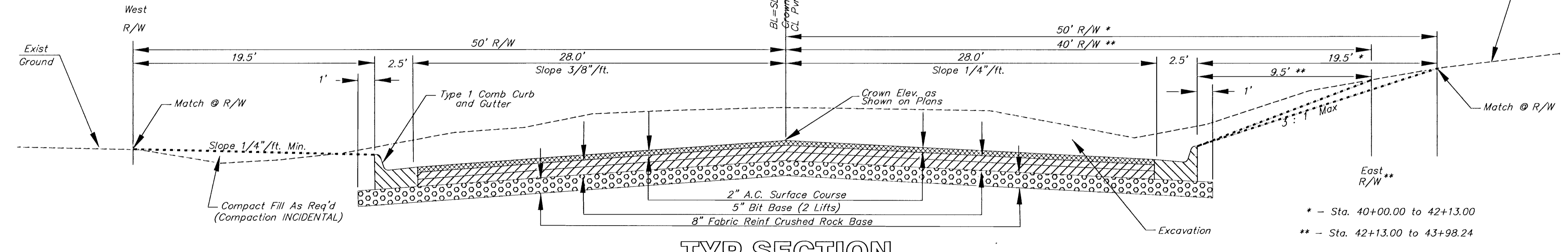
TYP SECTION
Sta. 36+00.00 to Sta. 36+93.00



TYP SECTION
Sta. 36+93.00 to Sta. 38+00.00



TYP SECTION
Sta. 38+00.00 to Sta. 40+00.00



TYP SECTION
Sta. 40+00.00 to Sta. 43+98.24

General Notes

FABRIC BASE REINFORCEMENT SHALL BE B X 1100 AS MANUFACTURED BY THE TENSAR CORPORATION OR APPROVED EQUAL. FABRIC BASE REINFORCEMENT SHALL BE INSTALLED IN ACCORDANCE WITH MANUFACTURER'S RECOMMENDATIONS.

ROCK BASE IS TO BE COMPACTED AND SMOOTHED WITH A STEEL FACED ROLLER PRIOR TO PLACEMENT OF PAVEMENT.

A TACK COAT OF EMULSIFIED ASPHALT (SC-1H OR CSS-1H) SHALL BE APPLIED AT AN APPROXIMATE RATE OF 0.05 GALLONS PER SQUARE YARD BELOW EACH LIFT OF ASPHALTIC MATERIAL.

THE ASPHALTIC CONCRETE WEARING SURFACE AND EACH LIFT OF THE BITUMINOUS BASE SHALL BE PLACED WITH A LAYDOWN MACHINE HAVING AUTOMATIC CONTROLS FOR LINE AND GRADE.

CONSTRUCTION JOINTS IN EACH LIFT SHALL BE STAGGERED A MINIMUM DISTANCE OF ONE (1) FOOT FROM JOINTS IN PRECEDING LIFTS AND PLACED SO THAT A JOINT WILL BE CONSTRUCTED IN THE WEARING SURFACE.

CENTERLINE OF THE

* - Sta. 40+00.00 to 42+13.00
** - Sta. 42+13.00 to 43+98.24

PROJECT NUMBER 472 - 83370		SHEET NAME typsec_grl		ENGINEERING DIRECTORY F:\Kelog_gr\greenwich\details	
DESIGN JFB/KK	DRAWN TCA	APPROVED JFB	DATE JUNE01	SCALE USER	BAUGHMAN NO 01 06 E045

ONE KELLOGG PLACE 2ND ADDN
TYPICAL SECTIONS
GREENWICH ROAD FROM GILBERT TO KELLOGG AVE

BAUGHMAN COMPANY, P.A.
ENGINEERING, SURVEYING, & PLANNING
316-262-7271 • 315 ELLIS • WICHITA, KANSAS 67211

F:\Eng\MELU06_08\greenwich\details\typsec_grl.dwg Mon Jul 16 18:57:33 2001