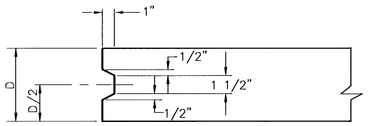

KEYWAY DETAIL
SCALE: NONE

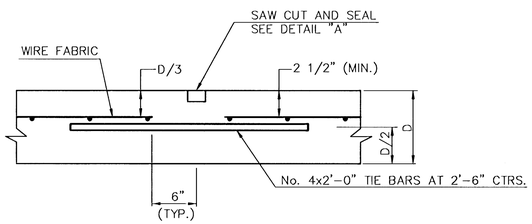

LONGITUDINAL JOINT DETAIL (L.J.)
SCALE: NONE

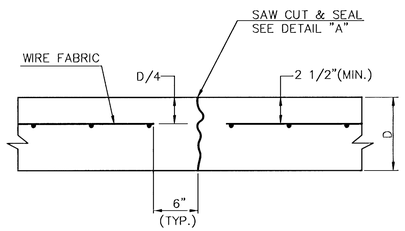

CONTRACTION JOINT DETAIL (C.J.)
SCALE: NONE

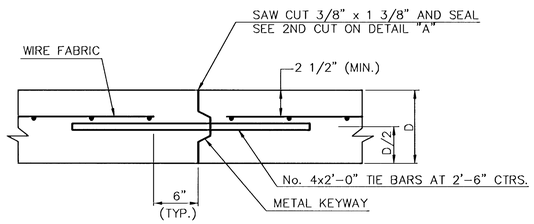

OPTIONAL LONGITUDINAL CONSTRUCTION JOINT (L.J.)
SCALE: NONE (Alternate L.J.)

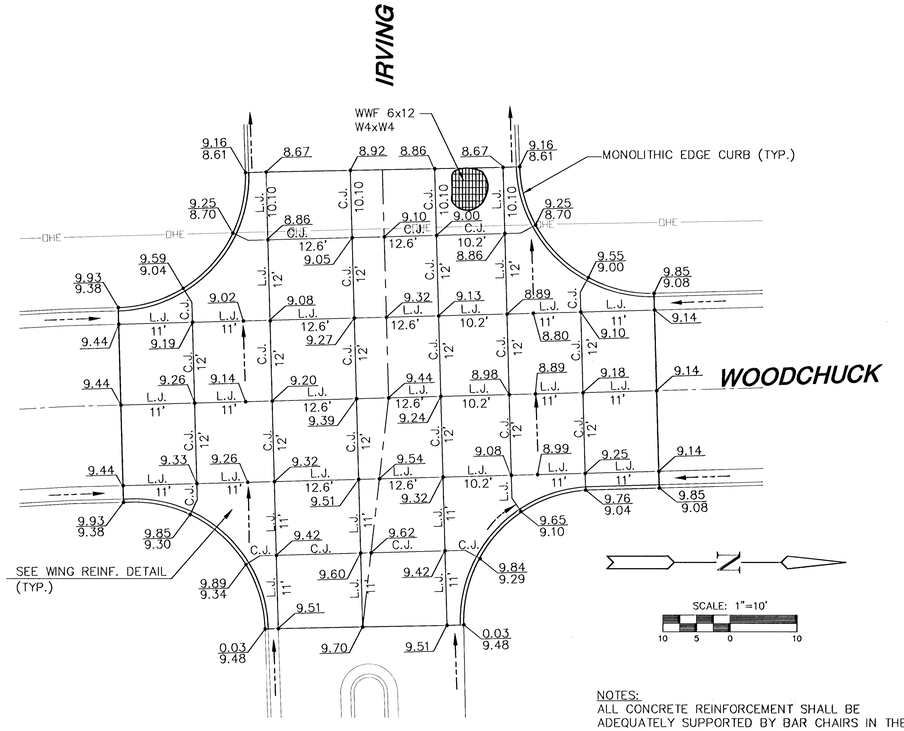

NOTES:
ALL CONCRETE REINFORCEMENT SHALL BE ADEQUATELY SUPPORTED BY BAR CHAIRS IN THE REQUIRED POSITION UNLESS APPROVED OTHERWISE BY THE ENGINEER.

6"x12" W4xW4 WIRE FABRIC REINFORCING SHALL BE PLACED SUCH THAT THE WIRES WITH THE 6" SPACING WILL RUN PARALLEL WITH THE LONGITUDINAL JOINT.

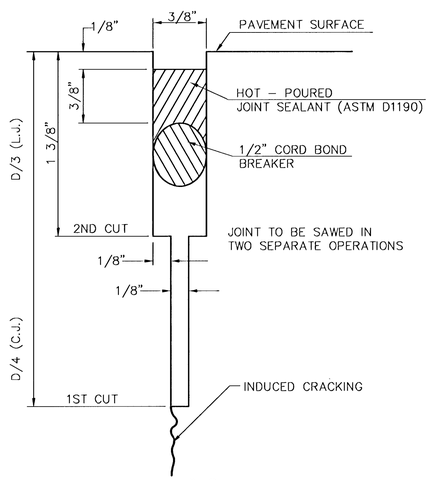

DETAIL "A"
SCALE: NONE

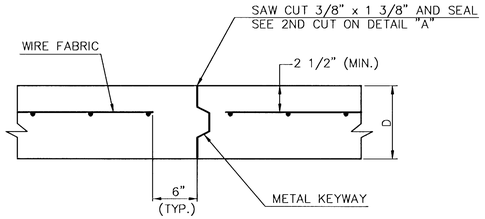

OPTIONAL CONTRACTION CONSTRUCTION JOINT (C.J.)
SCALE: NONE (Alternate C.J.)

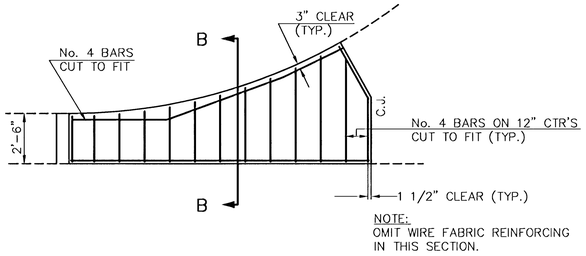

NOTE:
OMIT WIRE FABRIC REINFORCING IN THIS SECTION.

WING REINFORCING DETAIL
SCALE: NONE

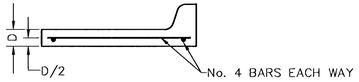

SECTION B-B
SCALE: NONE

LEGEND

C.J. IDENTIFIES CONTRACTION JOINT
L.J. IDENTIFIES LONGITUDINAL JOINT

MKEC
ENGINEERING CONSULTANTS
411 N. WEBB ROAD
WICHITA, KS. 67206
316-684-9600

WOODCHUCK
PROJECT NAME

JOINT LAYOUT @ INTERSECTION
SHEET TITLE

DFL	DFL	KHB
DESIGN BY:	DRAWN BY:	CHECKED BY:
OCT. 2000	00243E5	6 / 18
DATE	JOB NO.	SHEET/OF

H:\CIVIL\00243\DWG\PAV\00243EG4.DWG Mon Nov 27 16:53:18 2000