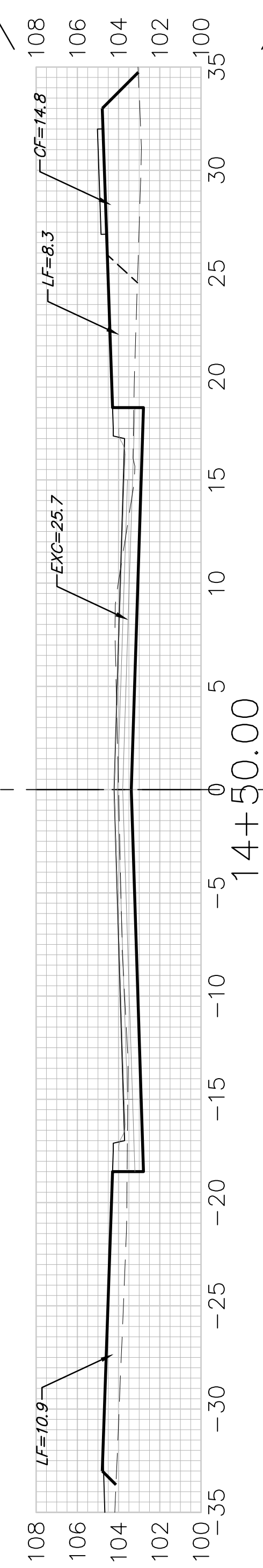
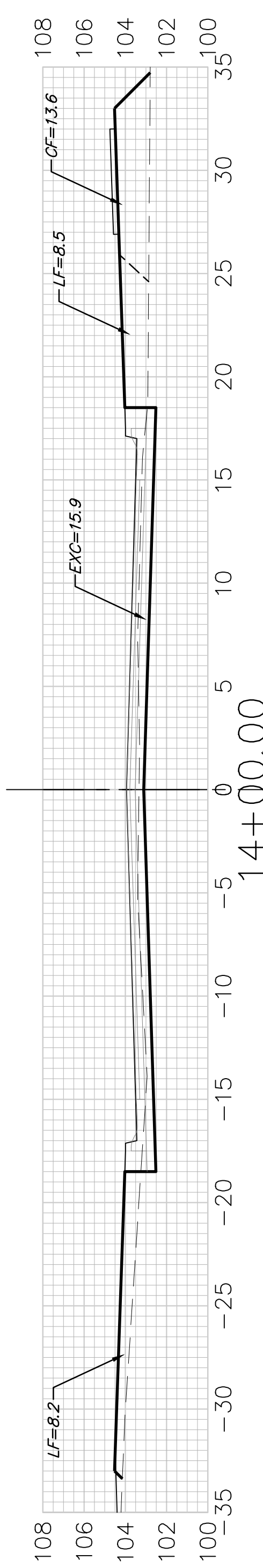


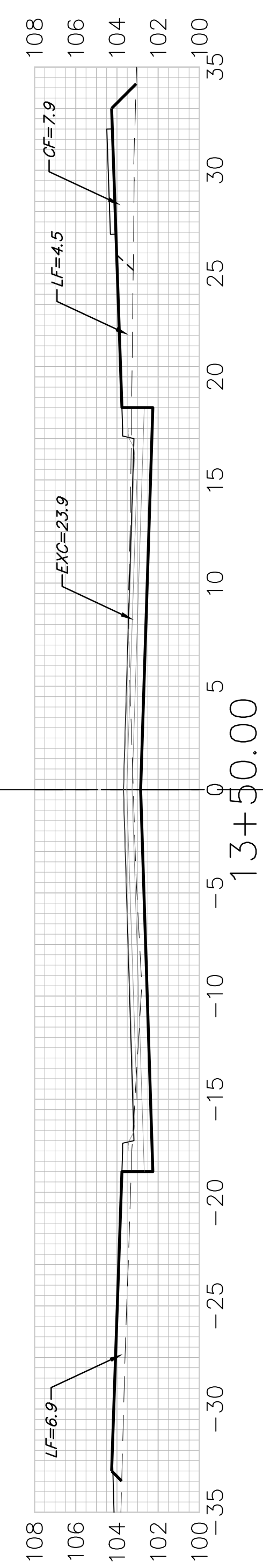
$EXC = 12.9$
 $LF = 9.7$
 $CF = 7.5$



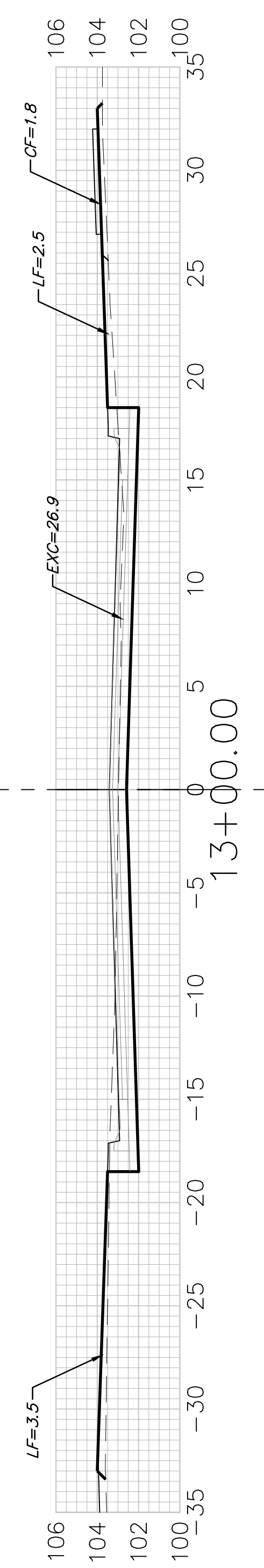
$EXC = 38.5$
 $LF = 33.2$
 $CF = 26.3$



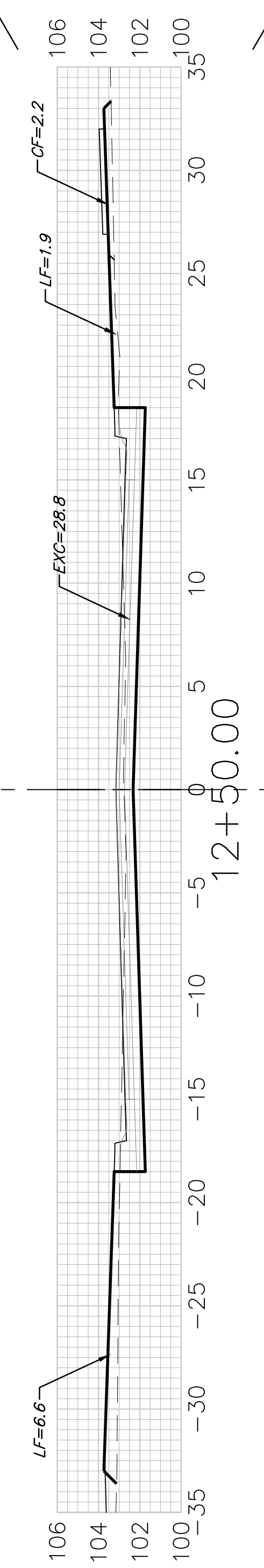
$EXC = 36.9$
 $LF = 26.0$
 $CF = 19.9$



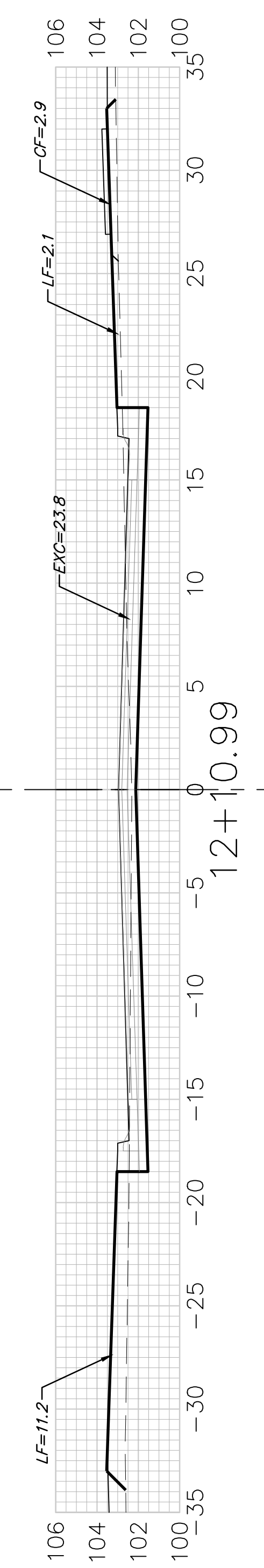
$EXC = 47.0$
 $LF = 16.1$
 $CF = 9.0$



$EXC = 51.6$
 $LF = 13.4$
 $CF = 3.7$



$EXC = 38.0$
 $LF = 15.7$
 $CF = 3.7$



Sheet Totals
 Excavation = 224.9 C.Y.
 Loose Fill = 114.1 C.Y.
 Compacted Fill = 70.1 C.Y.

BAUGHMAN COMPANY
 315 Ellis St.
 Wichita, KS 67211
 316-262-7271
 BaughmanCo.com

BLUE LAKE ADD./2ND ADD.
 PHASE 1

CROSS SECTIONS

STREET IMPROVEMENTS

PROJECT NUMBER:
 472-2023-085885

DESIGN: DMV DRAWN: TMS
 DATE: April 10, 2024

SHEET **32** OF **37**

CAL VERT