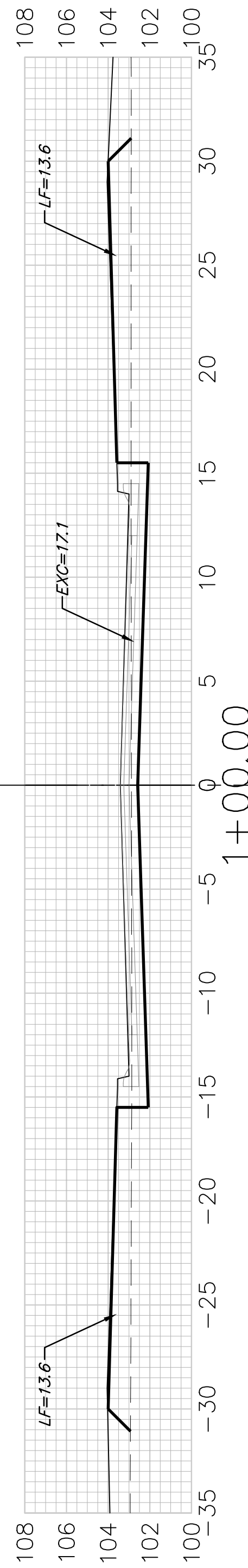
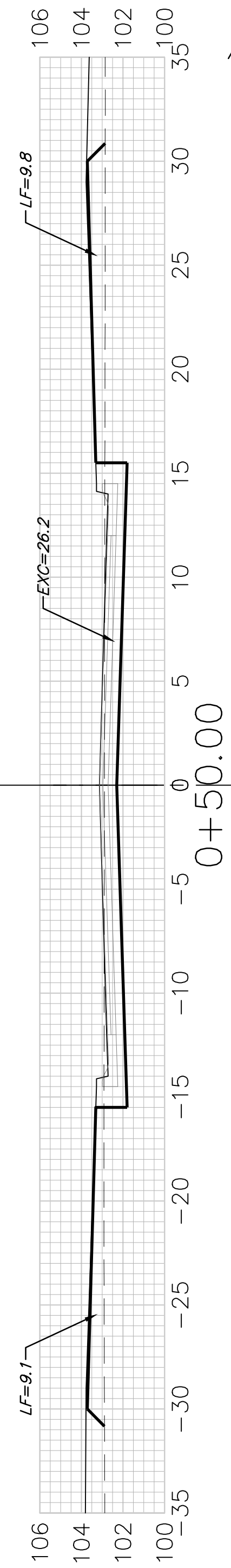


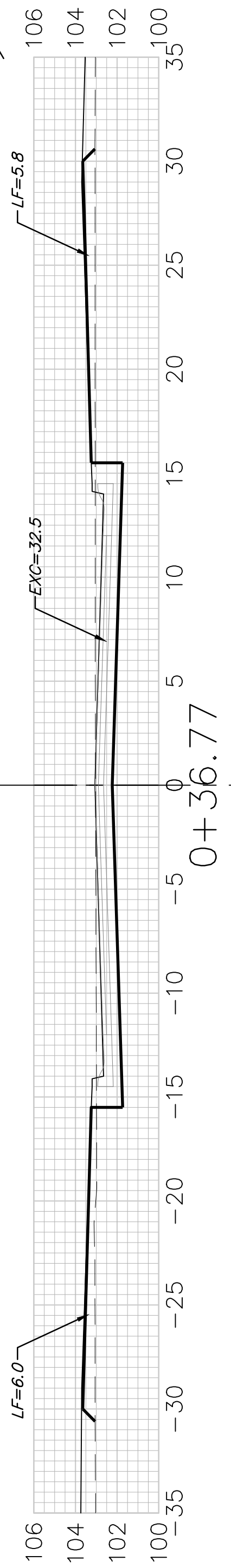
EXC = 30.3  
LF = 50.6  
CF = 0.0



EXC = 40.1  
LF = 42.7  
CF = 0.0

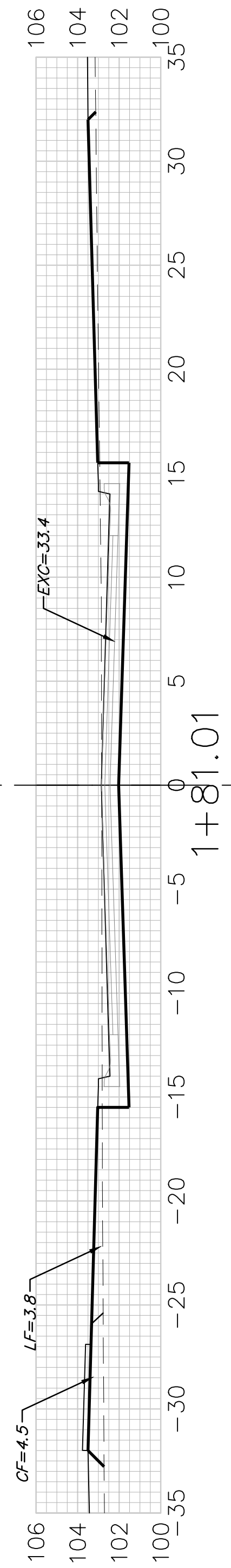


EXC = 14.4  
LF = 7.5  
CF = 0.0

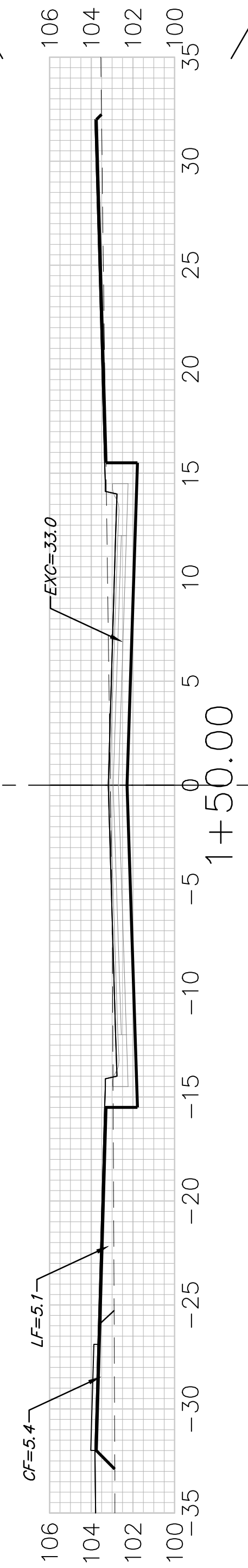


BLUELAKE CT.

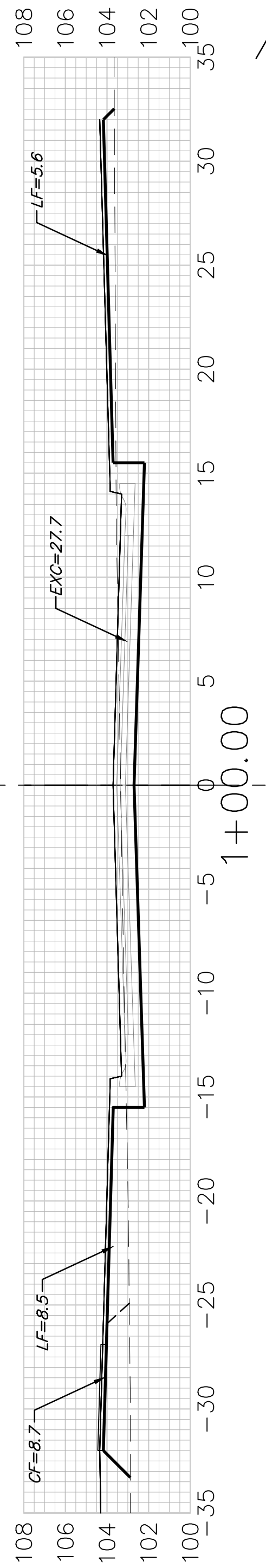
EXC = 38.1  
LF = 5.1  
CF = 5.7




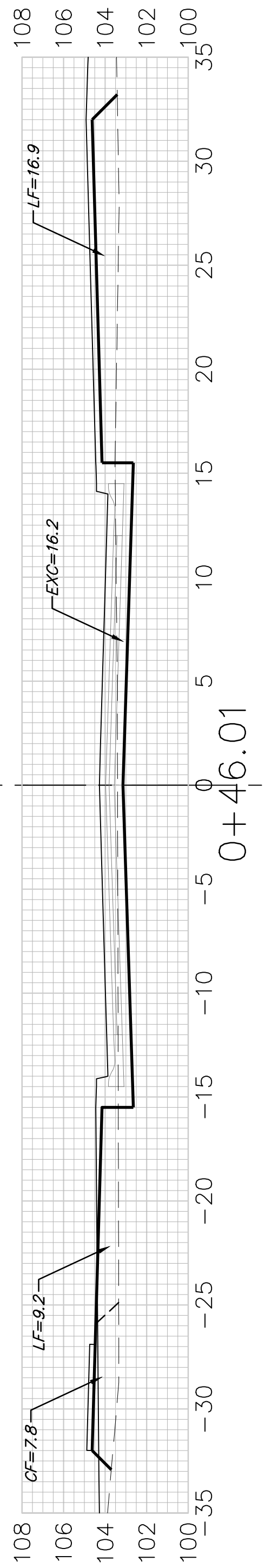
EXC = 56.2  
LF = 17.8  
CF = 13.1



EXC = 43.4  
LF = 40.2  
CF = 16.5



EXC = 16.9  
LF = 16.9  
CF = 7.8



**BAUGHMAN COMPANY**  
315 Ellis St.  
Wichita, KS 67211  
316-262-7271  
BaughmanCo.com

BLUE LAKE ADD./2ND ADD.  
PHASE 1

**CROSS SECTIONS**

STREET IMPROVEMENTS

PROJECT NUMBER:  
472-2023-085885

DESIGN: DMV DRAWN: TMS

DATE: April 10, 2024

SHEET OF  
**33 37**

Sheet Totals  
Excavation = 222.5 C.Y.  
Loose Fill = 163.9 C.Y.  
Compacted Fill = 35.3 C.Y.

BLUELAKE CT.