


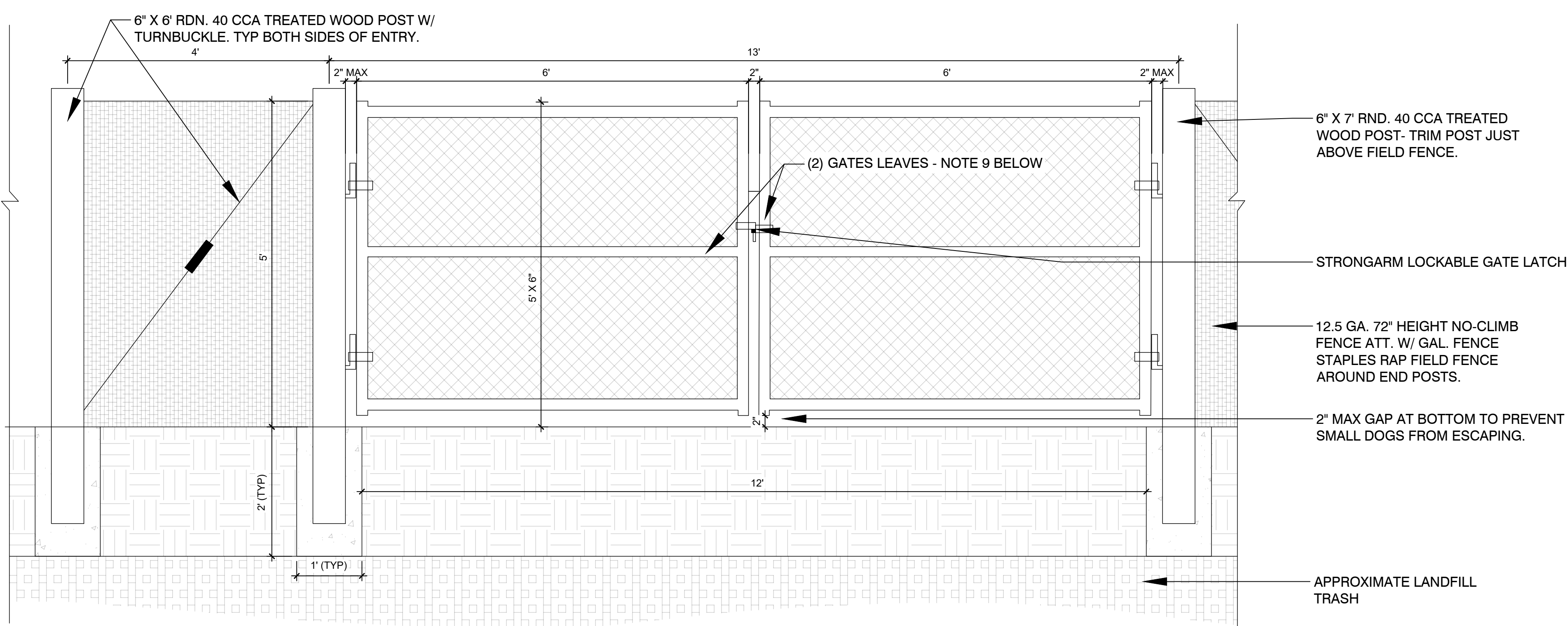


© 2024 GARVER, LLC
 THIS DOCUMENT, ALONG WITH THE IDEAS AND DESIGNS CONVEYED HEREIN, SHALL BE CONSIDERED INSTRUMENTS OF PROFESSIONAL SERVICE AND ARE PROPERTY OF GARVER, LLC. ANY USE, REPRODUCTION, OR DISTRIBUTION OF THIS DOCUMENT, ALONG WITH THE IDEAS AND DESIGN CONTAINED HEREIN, IS PROHIBITED UNLESS AUTHORIZED IN WRITING BY GARVER, LLC OR EXPLICITLY ALLOWED IN THE GOVERNING PROFESSIONAL SERVICES AGREEMENT FOR THIS WORK.

1995 Midfield Road
 Wichita, KS 67209
 (316) 264-8008



REV.	DATE	DESCRIPTION	BY



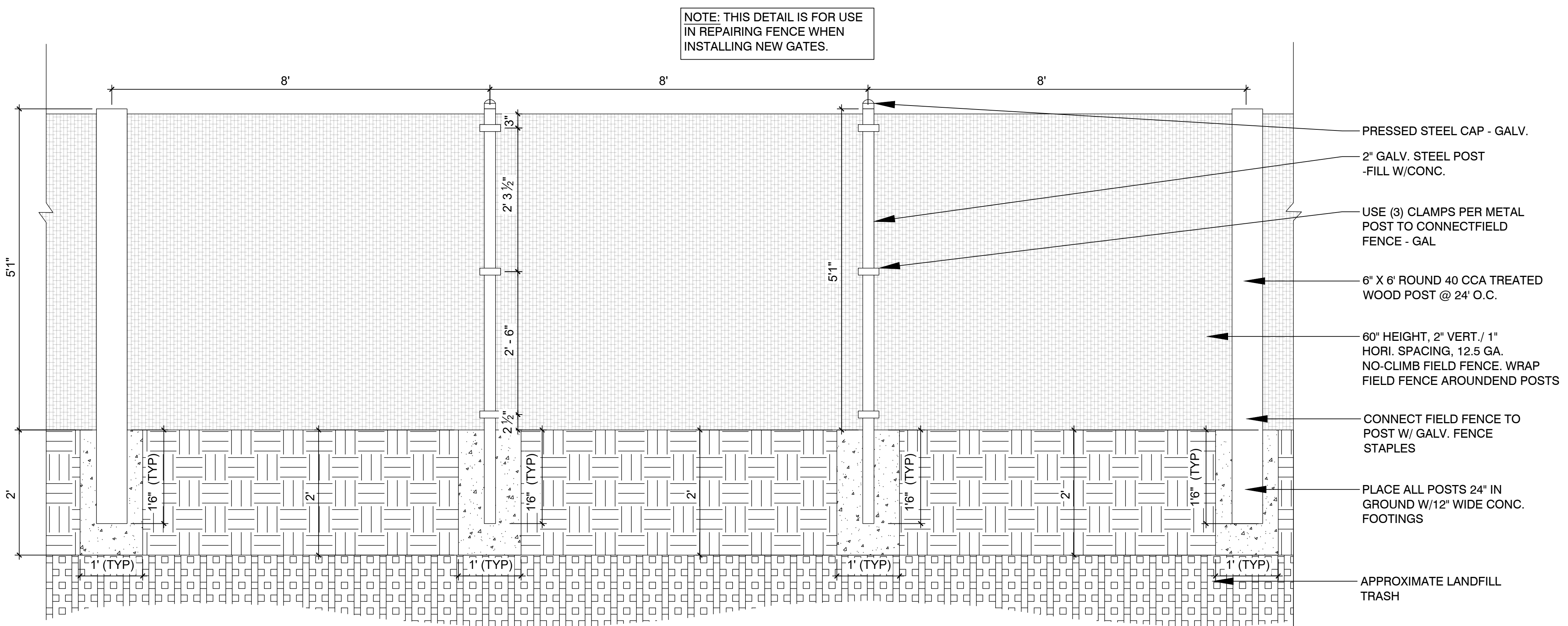
1 VEHICULAR GATES
 SCALE: NONE

FIELD FENCE INSTALLATION

- FENCE LAYOUT IS BASED ON A SITE COORDINATE POINTS. REFERENCE GENERAL NOTES ON SHEET N01.0 FOR COORDINATE CONTROL POINTS.
- CONSTRUCTION WORK IS NOT TO EXCEED EXTENTS OF CONSTRUCTION LINES IDENTIFIED ON DRAWINGS. NOTIFY LANDSCAPE ARCHITECT IMMEDIATELY OF ANY CONFLICTS WITH EXTENTS LINE PRIOR TO ANY WORK.
- FIELD FENCE: NO-CLIMB (HORSE FENCE) SIXTY (60) INCH, 12.5 GA, LOW CARBON STEEL, ZINC COATED, GRAY, OR APPROVED EQUIVALENT.
- POST: WOOD - 6" X 6" LONG ROUND 40 CCA WOOD POST
 POST: METAL - 2" X 6" GAL. STEEL POST
- FIELD FENCE FABRIC SHALL RUN THE INSIDE FACE OF THE DOG PARK ENCLOSURE. CONTRACTOR SHALL ENSURE THAT SMOOTH SIDE OF KNOTS IS FACING TO THE INSIDE OF ENCLOSURE AS WELL WITH NO GAPS BETWEEN BOTTOM OF FABRIC AND FINISHED GRADE. FABRIC IS TO BE TIGHT ACROSS POST TO ENSURE NO BULGES IN FENCE. SECURE FABRIC WITH GALVANIZED FENCE STAPLES TO WOOD POSTS, AND WRAP FABRIC AROUND END POST ONCE. SECURE FABRIC TO METAL POST WITH METAL CLAMPS. OVERLAP ENDS OF FABRIC THREE (3) INCHES MINIMUM. ENSURE NO GAPS LARGER THAN THREE (3) INCHES AT ANY LOCATION ALONG FENCE.
- CONTRACTOR SHALL CUT ALL POSTS TO A MATCH FINISHED HEIGHT OF FIELD FENCE.
- ALL VOID SPACES IN POST SHALL BE FILLED WITH CONC.
- DURING CONSTRUCTION THE CONTRACTOR SHALL USE CAUTION NOT TO EXCAVATE POST HOLES INTO TRASH LAYER. ALL POST HOLES SHALL NOT EXTEND OVER 24" FROM EXISTING GRADE.

VEHICULAR GATE INSTALLATION

- CONTRACTOR SHALL USE CHAIN LINK GATES TO MATCH EXISTING ON-SITE GATES; TWO (2) PREFABRICATED 6' WIDE x 5' TALL, CONSTRUCTED USING 1-5/8" TUBE FRAME, WITH 9 GA. CHAIN LINK FABRIC W/ 2" OPENINGS, GALVANIZED TUBE STEEL GATE WITH ONE (1) INCH POST SCREW SLIDER BAR HINGES, AND LOCKABLE LATCH.



2 FENCE (WHERE FILLING IN EXISTING MAINTENANCE GATE LOCATIONS)
 SCALE: NONE

CITY OF WICHITA
 DEPT. OF PARK & RECREATION
 WICHITA, KANSAS
 2024 PARK FACILITY
 ENHANCEMENTS-
 K9 ROOSTER DOG PARK
 ENHANCEMENTS

LANDSCAPE DETAILS 03

JOB NO.: 2302060
 DATE: MAY 2024
 DESIGNED BY: BDT
 DRAWN BY: HG

BAR IS ONE INCH ON ORIGINAL DRAWING
 IF NOT ONE INCH ON THIS SHEET, ADJUST SCALES ACCORDINGLY.

DRAWING NUMBER
L-503

SHEET NUMBER

File: L:\2023\F02-2302060 - Meridian Dog Park Enhancements\Drawings\MER-L501.dwg Last Save: 4/29/2024 11:26 AM Last saved by: BCGillespie
 Last plotted by: Gillespie, Bailey I. Plot Style: AEOmno.cb Plot Scale: 1:2.5849 Plot Date: 4/29/2024 11:41 AM Plotter used: None