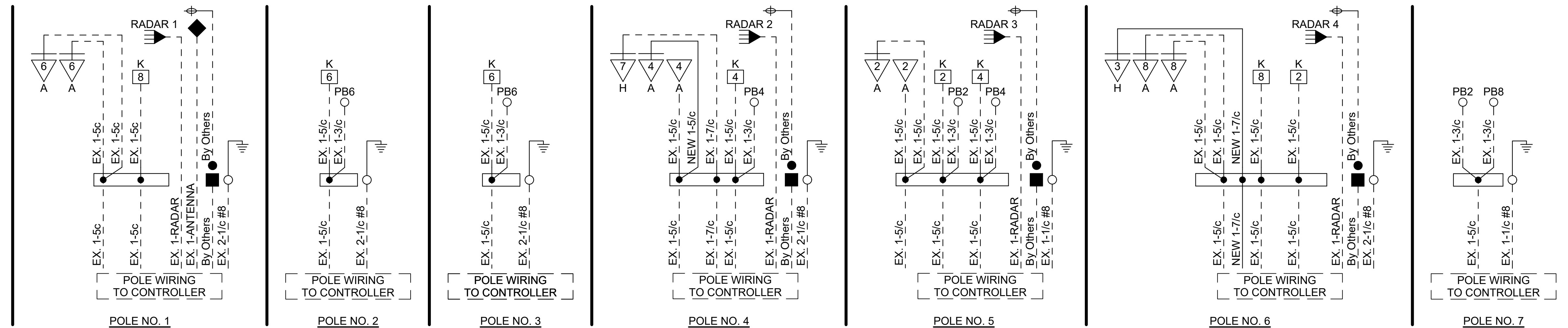


SAVED 7/10/2024 1:21:32 PM BY SCOTT.CANFIELD
 PLOTTED 7/12/2024 1:44:45 PM BY SCOTT.CANFIELD
 U:\WICHITA-CIVIL\2023\230431\000\WIRING DIAGRAM - 1 MAIN.DWG

POLE WIRING DIAGRAM

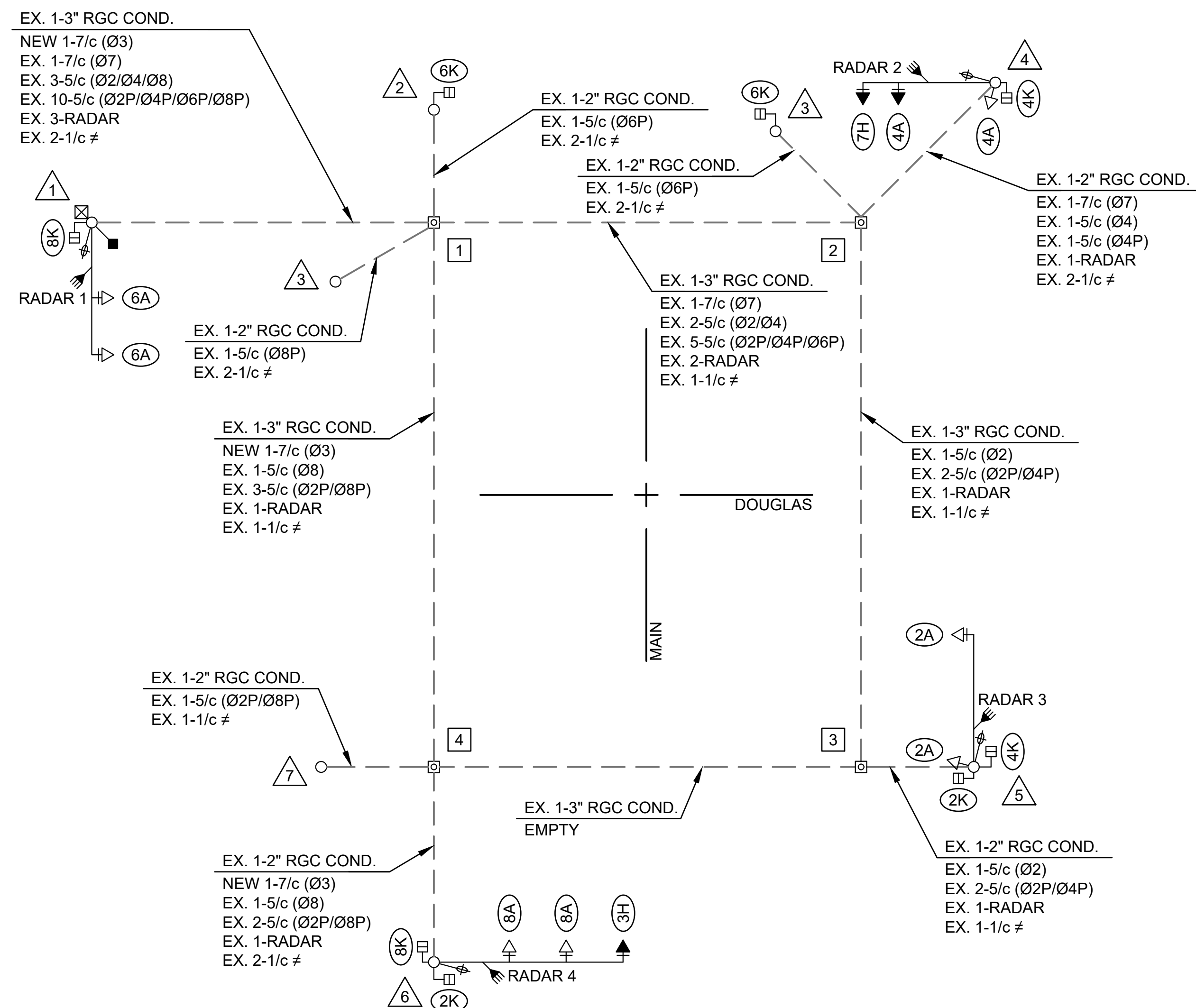
NOT TO SCALE

MAIN ST. & DOUGLAS AVE.



WIRING DIAGRAM

NOT TO SCALE

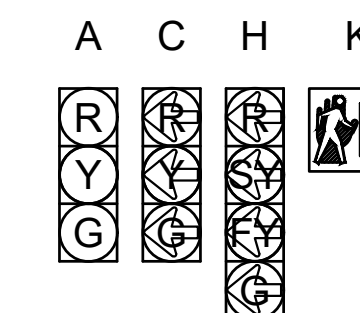


- NOTES:
1. ALL SIGNAL CABLES SHALL BE #14 A.W.G., UNLESS OTHERWISE STATED.
 2. GROUND WIRE (#) SHALL BE 1/c #8 A.W.G. (GREEN) AND SHALL BE CONTINUOUS.
 3. EACH POLE SHALL HAVE A SEPARATE GROUND ROD IN ADDITION TO CONTINUOUS GROUND WIRE.
 4. ALL SPLICES TO SIGNAL CABLE ARE TO BE WITHIN THE POLE BASE - NO SPLICES OF SIGNAL CABLE ARE PERMITTED WITHIN THE SERVICE BOXES.

LEGEND

- 1 SERVICE / JUNCTION BOX NUMBER
- 1 SIGNAL POLE NUMBER
- 1A SIGNAL HEAD PHASE/TYPE
- 1 RADAR DETECTOR NUMBER

TRAFFIC SIGNAL HEADS



NOTE:
 ALL INDICATIONS SHALL BE L.E.D. DISPLAYS (12" DIA. LENS), EXCEPT PEDESTRIAN DISPLAYS WHICH SHALL BE 18" WIDE x 16" TALL.



**DOWNTOWN
 TWO-WAY STREET
 CONVERSION
 CENTRAL BUSINESS DISTRICT
 WICHITA, KANSAS**

Issue:	
1	
JOB NO.	230431-000
DATE	JULY 2024
PM	TPA
DESIGNED BY	LGP/SAC
DRAWN BY	CP/SAC
CHECKED BY	SAC/TPA

MAIN ST. &
 DOUGLAS AVE.
 WIRING DIAGRAM