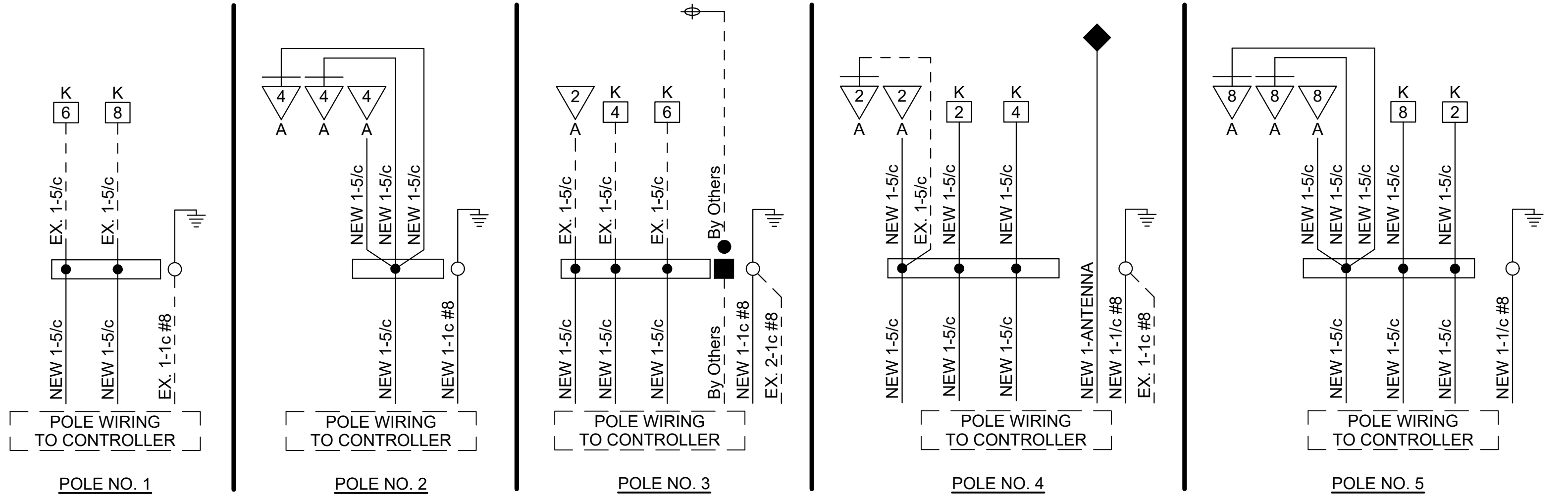


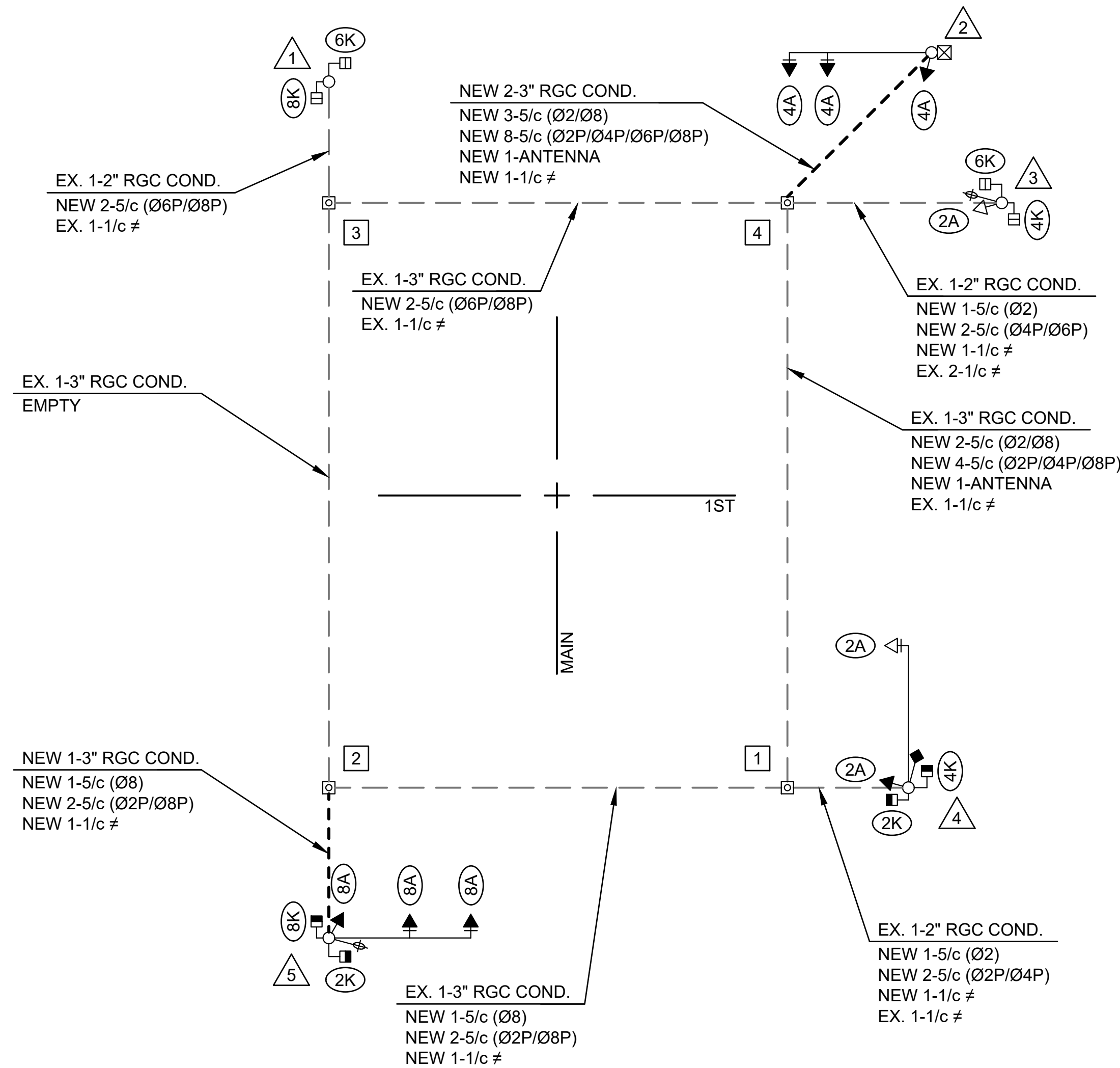
SAVED 7/10/2024 1:21:32 PM BY SCOTT.CANFIELD
 PLOTTED 7/12/2024 1:45:06 PM BY SCOTT.CANFIELD
 U:\WICHITA-CIVIL\2023\230431000\PEC\DRAWINGS\230431-000-WIRING DIAGRAM - 1 MAIN.DWG

MAIN ST. & 1ST ST.

POLE WIRING DIAGRAM
NOT TO SCALE



WIRING DIAGRAM
NOT TO SCALE




- NOTES:
- ALL SIGNAL CABLES SHALL BE #14 A.W.G., UNLESS OTHERWISE STATED.
 - GROUND WIRE (#) SHALL BE 1/c #8 A.W.G. (GREEN) AND SHALL BE CONTINUOUS.
 - EACH POLE SHALL HAVE A SEPARATE GROUND ROD IN ADDITION TO CONTINUOUS GROUND WIRE.
 - ALL SPLICES TO SIGNAL CABLE ARE TO BE WITHIN THE POLE BASE - NO SPLICES OF SIGNAL CABLE ARE PERMITTED WITHIN THE SERVICE BOXES.

LEGEND

- 1 SERVICE / JUNCTION BOX NUMBER
- ▲ SIGNAL POLE NUMBER
- 1A SIGNAL HEAD PHASE/TYPE
- ◇ RADAR DETECTOR NUMBER

TRAFFIC SIGNAL HEADS



NOTE:
 ALL INDICATIONS SHALL BE L.E.D. DISPLAYS (12" DIA. LENS), EXCEPT PEDESTRIAN DISPLAYS WHICH SHALL BE 18" WIDE x 16" TALL.



**DOWNTOWN
 TWO-WAY STREET
 CONVERSION
 CENTRAL BUSINESS DISTRICT
 WICHITA, KANSAS**

Issue:	
1	

JOB NO.	230431-000
DATE	JULY 2024
PM	TPA
DESIGNED BY	LGP/SAC
DRAWN BY	CP/SAC
CHECKED BY	SAC/TPA

MAIN ST. &
 1ST ST.
 WIRING DIAGRAM
CP103A
 23 OF 103