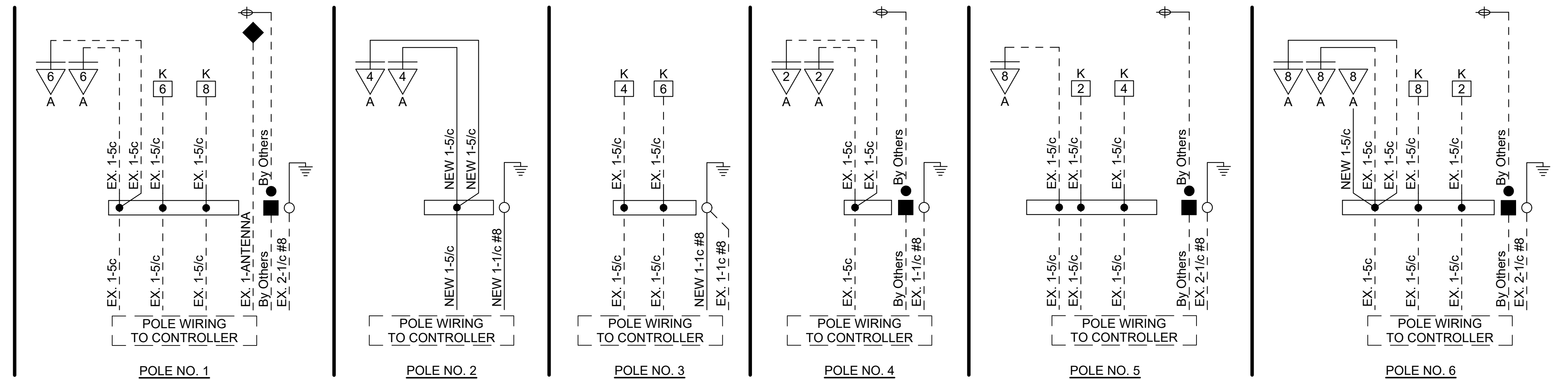


SAVED 7/10/2024 1:21:32 PM BY SCOTT.CANFIELD  
 PLOTTED 7/12/2024 1:46:26 PM BY SCOTT.CANFIELD  
 U:\WICHITA-CIVIL\2023\230431000\PEC\DRAWINGS\230431-000-WIRING DIAGRAM - 1 MAIN.DWG

**POLE WIRING DIAGRAM**

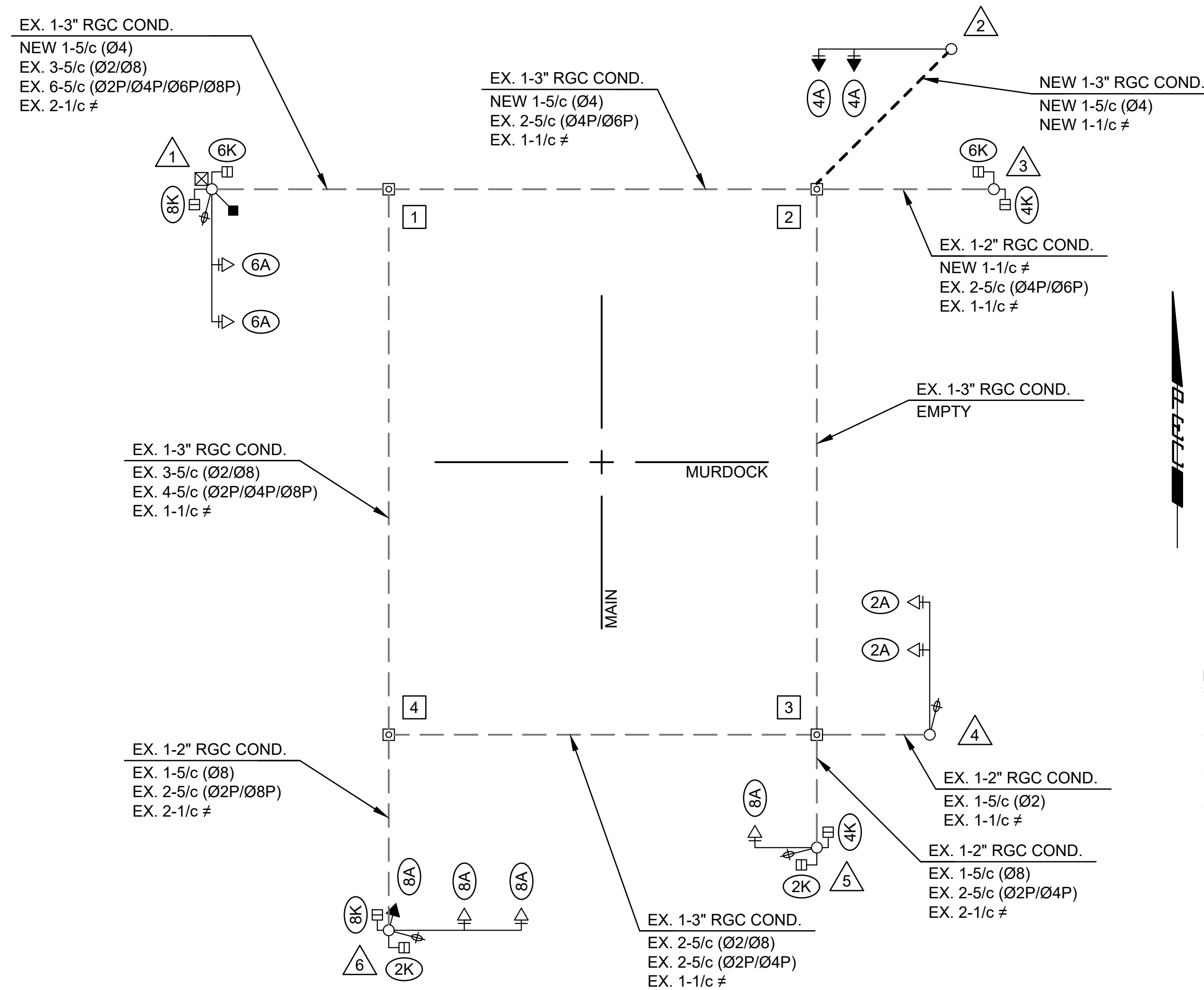
NOT TO SCALE

MAIN ST. & MURDOCK AVE.



**WIRING DIAGRAM**

NOT TO SCALE




**NOTES:**

1. ALL SIGNAL CABLES SHALL BE #14 A.W.G., UNLESS OTHERWISE STATED.
2. GROUND WIRE (#) SHALL BE 1/c #8 A.W.G. (GREEN) AND SHALL BE CONTINUOUS.
3. EACH POLE SHALL HAVE A SEPARATE GROUND ROD IN ADDITION TO CONTINUOUS GROUND WIRE.
4. ALL SPLICES TO SIGNAL CABLE ARE TO BE WITHIN THE POLE BASE - NO SPLICES OF SIGNAL CABLE ARE PERMITTED WITHIN THE SERVICE BOXES.


**LEGEND**

- 1 SERVICE / JUNCTION BOX NUMBER
- ▲ SIGNAL POLE NUMBER
- Ⓜ SIGNAL HEAD PHASE/TYPE
- ◇ RADAR DETECTOR NUMBER

**TRAFFIC SIGNAL HEADS**



NOTE:  
 ALL INDICATIONS SHALL BE L.E.D. DISPLAYS (12" DIA. LENS), EXCEPT PEDESTRIAN DISPLAYS WHICH SHALL BE 18" WIDE x 16" TALL.



**DOWNTOWN  
 TWO-WAY STREET  
 CONVERSION  
 CENTRAL BUSINESS DISTRICT  
 WICHITA, KANSAS**

Issue:	
1	
JOB NO.	230431-000
DATE	JULY 2024
PM	TPA
DESIGNED BY	LGP/SAC
DRAWN BY	CP/SAC
CHECKED BY	SAC/TPA

MAIN ST. &  
 MURDOCK AVE.  
 WIRING DIAGRAM  
**CP107A**  
 31 OF 103