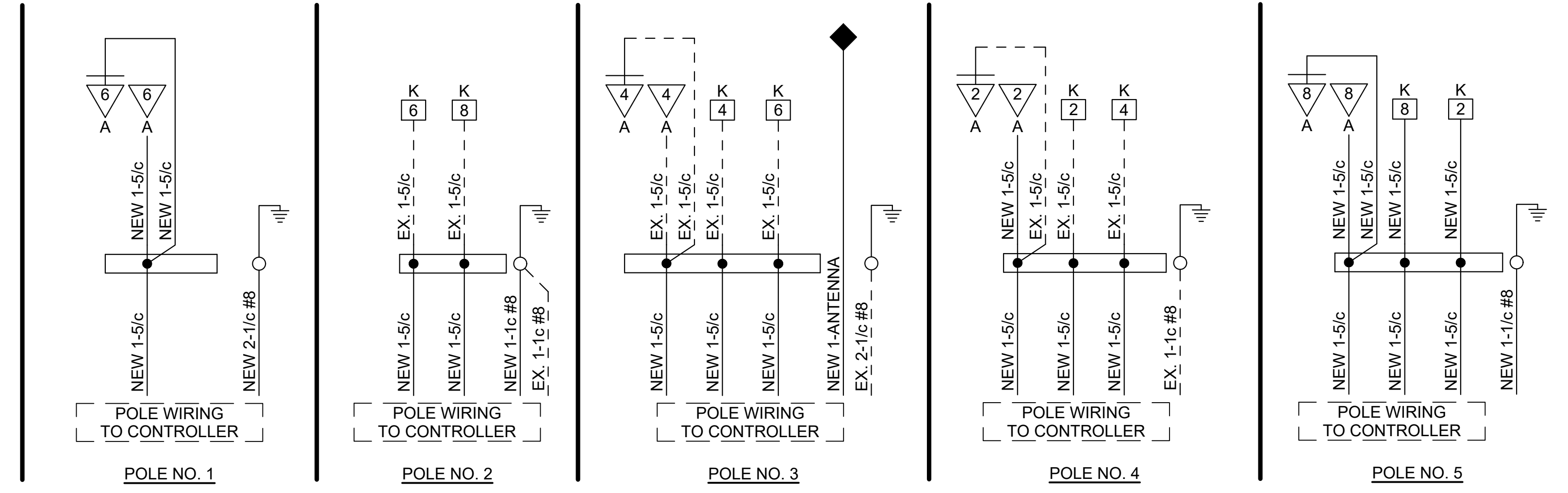


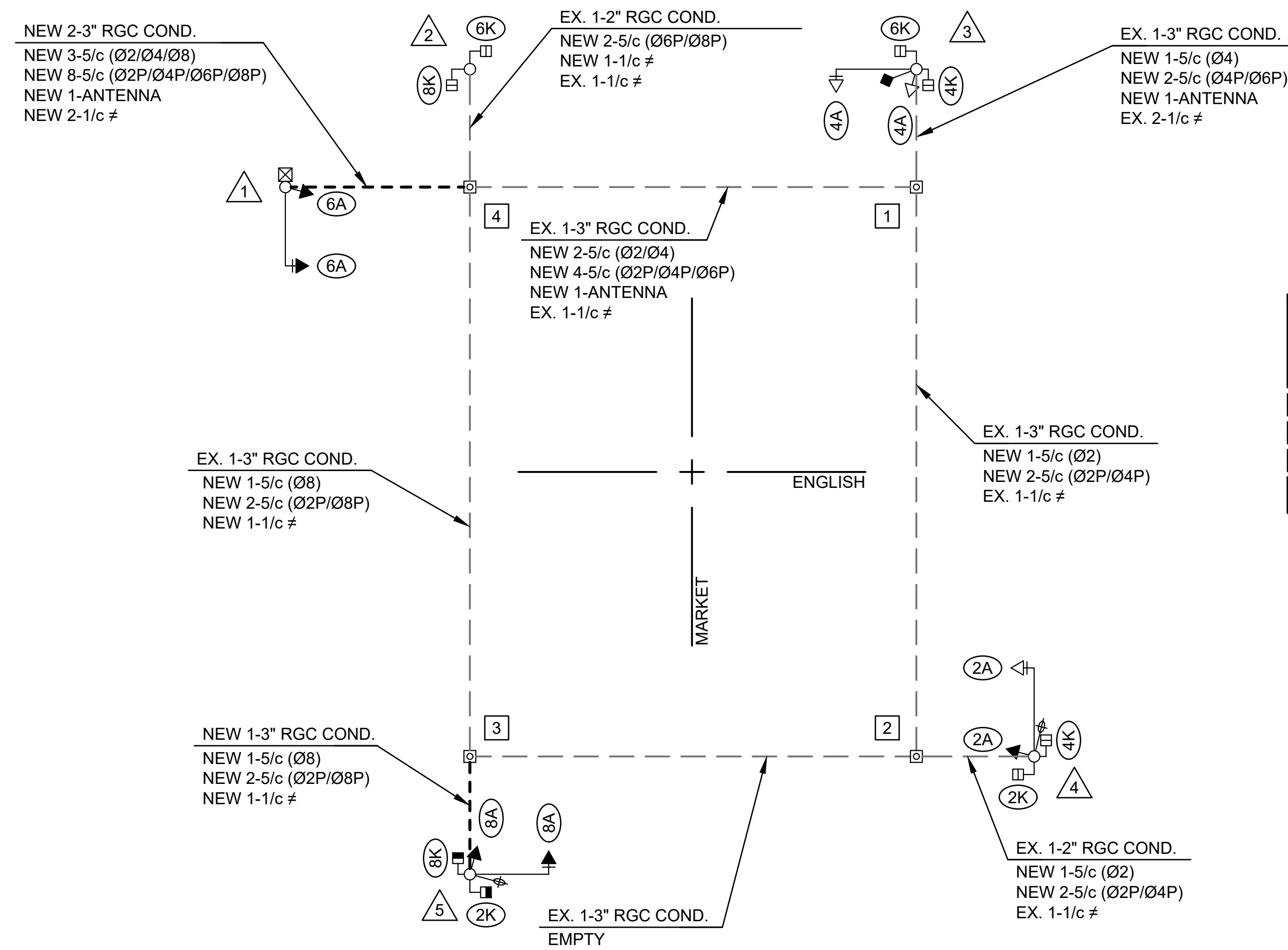
SAVED 7/10/2024 1:26:18 PM BY SCOTT.CANFIELD  
 PLOTTED 7/12/2024 1:47:46 PM BY SCOTT.CANFIELD  
 U:\WICHITA-CIVIL\2023\230431000\PECDRAWINGS\230431-000-WIRING DIAGRAM - 2 MARKET.DWG

MARKET ST. & ENGLISH ST.

**POLE WIRING DIAGRAM**  
NOT TO SCALE



**WIRING DIAGRAM**  
NOT TO SCALE

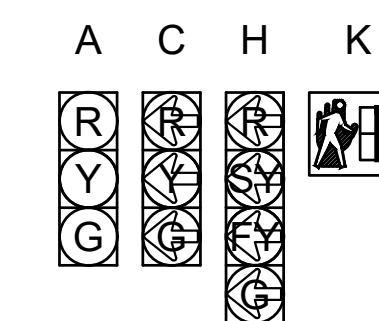


- NOTES:
1. ALL SIGNAL CABLES SHALL BE #14 A.W.G., UNLESS OTHERWISE STATED.
  2. GROUND WIRE (#) SHALL BE 1/c #8 A.W.G. (GREEN) AND SHALL BE CONTINUOUS.
  3. EACH POLE SHALL HAVE A SEPARATE GROUND ROD IN ADDITION TO CONTINUOUS GROUND WIRE.
  4. ALL SPLICES TO SIGNAL CABLE ARE TO BE WITHIN THE POLE BASE - NO SPLICES OF SIGNAL CABLE ARE PERMITTED WITHIN THE SERVICE BOXES.

**LEGEND**

- 1 SERVICE / JUNCTION BOX NUMBER
- ▲ SIGNAL POLE NUMBER
- Ⓜ SIGNAL HEAD PHASE/TYPE
- Ⓡ RADAR DETECTOR NUMBER

**TRAFFIC SIGNAL HEADS**



NOTE:  
ALL INDICATIONS SHALL BE L.E.D. DISPLAYS (12" DIA. LENS), EXCEPT PEDESTRIAN DISPLAYS WHICH SHALL BE 18" WIDE x 16" TALL.



**DOWNTOWN  
TWO-WAY STREET  
CONVERSION  
CENTRAL BUSINESS DISTRICT  
WICHITA, KANSAS**

Issue:	
1	

JOB NO.	230431-000
DATE	JULY 2024
PM	TPA
DESIGNED BY	LGP/SAC
DRAWN BY	CP/SAC
CHECKED BY	SAC/TPA

MARKET ST. &  
ENGLISH ST.  
WIRING DIAGRAM

**CP111A**  
39 OF 103