

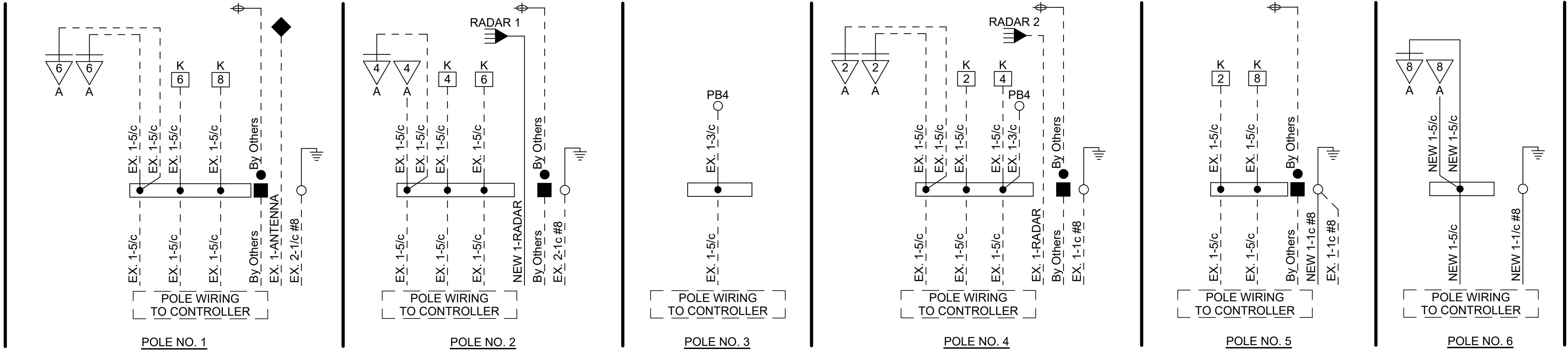
**DOWNTOWN
TWO-WAY STREET
CONVERSION
CENTRAL BUSINESS DISTRICT
WICHITA, KANSAS**

| | |
|-------------|------------|
| Issue: | |
| 1 | |
| | |
| | |
| | |
| | |
| | |
| JOB NO. | 230431-000 |
| DATE | JULY 2024 |
| PM | TPA |
| DESIGNED BY | LGP/SAC |
| DRAWN BY | CP/SAC |
| CHECKED BY | SAC/TPA |

MARKET ST. &
DOUGLAS AVE.
WIRING DIAGRAM
CP113A
43 OF 103

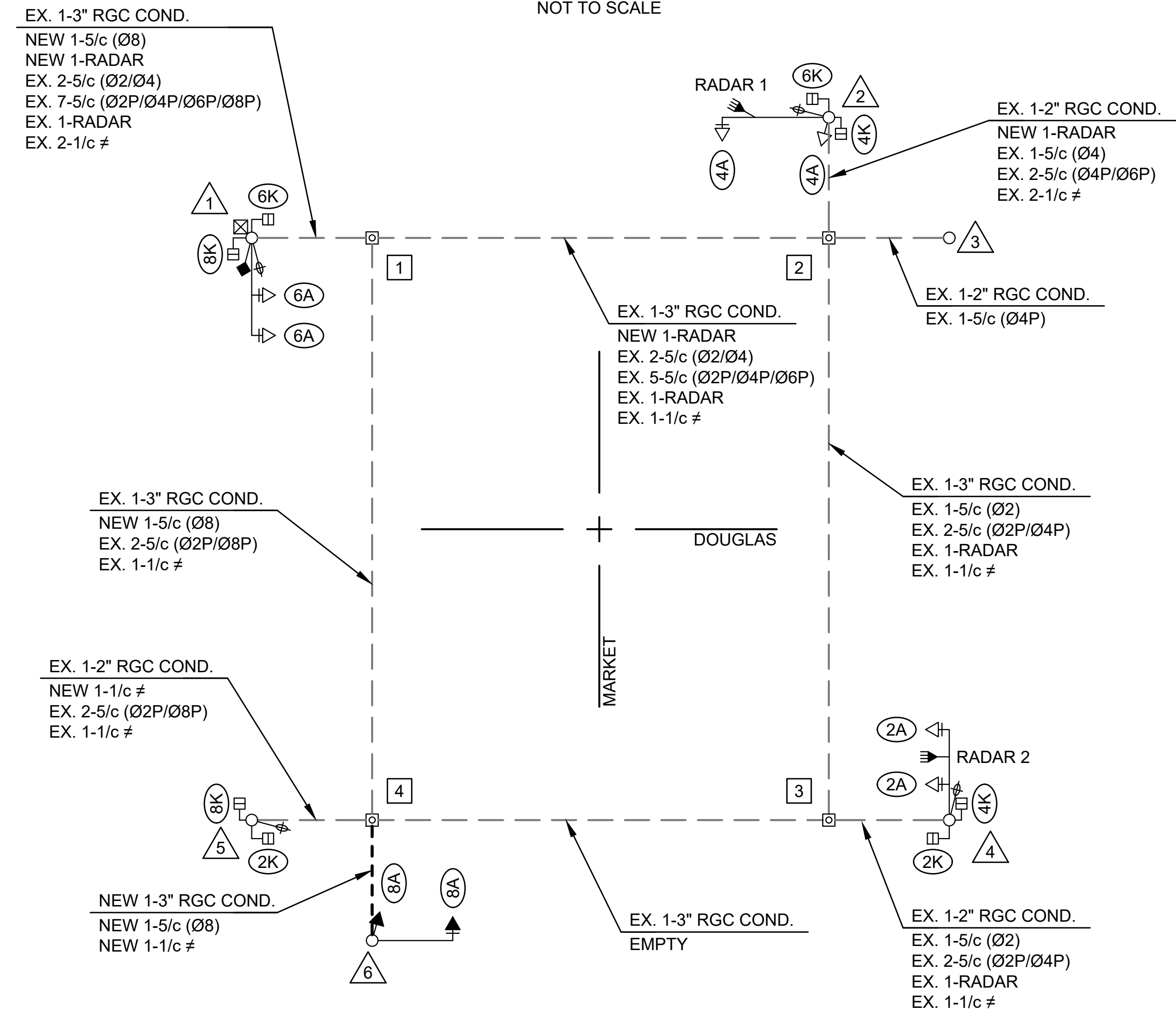
POLE WIRING DIAGRAM

NOT TO SCALE



WIRING DIAGRAM

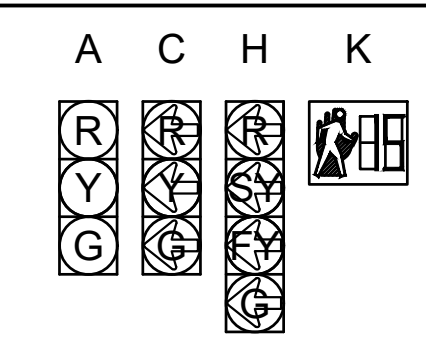
NOT TO SCALE



LEGEND

- 1 SERVICE / JUNCTION BOX NUMBER
- ▲ SIGNAL POLE NUMBER
- 1A SIGNAL HEAD PHASE/TYPE
- ◇ RADAR DETECTOR NUMBER

TRAFFIC SIGNAL HEADS



NOTE:
ALL INDICATIONS SHALL BE L.E.D. DISPLAYS
(12" DIA. LENS), EXCEPT PEDESTRIAN DISPLAYS
WHICH SHALL BE 18" WIDE x
16" TALL.

NOTES:

1. ALL SIGNAL CABLES SHALL BE #14 A.W.G., UNLESS OTHERWISE STATED.
2. GROUND WIRE (#) SHALL BE 1/c #8 A.W.G. (GREEN) AND SHALL BE CONTINUOUS.
3. EACH POLE SHALL HAVE A SEPARATE GROUND ROD IN ADDITION TO CONTINUOUS GROUND WIRE.
4. ALL SPLICES TO SIGNAL CABLE ARE TO BE WITHIN THE POLE BASE - NO SPLICES OF SIGNAL CABLE ARE PERMITTED WITHIN THE SERVICE BOXES.

SAVED 7/10/2024 1:26:18 PM BY SCOTT.CANFIELD
 PLOTTED 7/12/2024 1:48:26 PM BY SCOTT.CANFIELD
 U:\WICHITA-CIVIL\2023\230431\000\PEC\DRAWINGS\230431-000-WIRING DIAGRAM - 2 MARKET.DWG