BROADWAY AVE. & ENGLISH ST.

POLE WIRING DIAGRAM

NOT TO SCALE

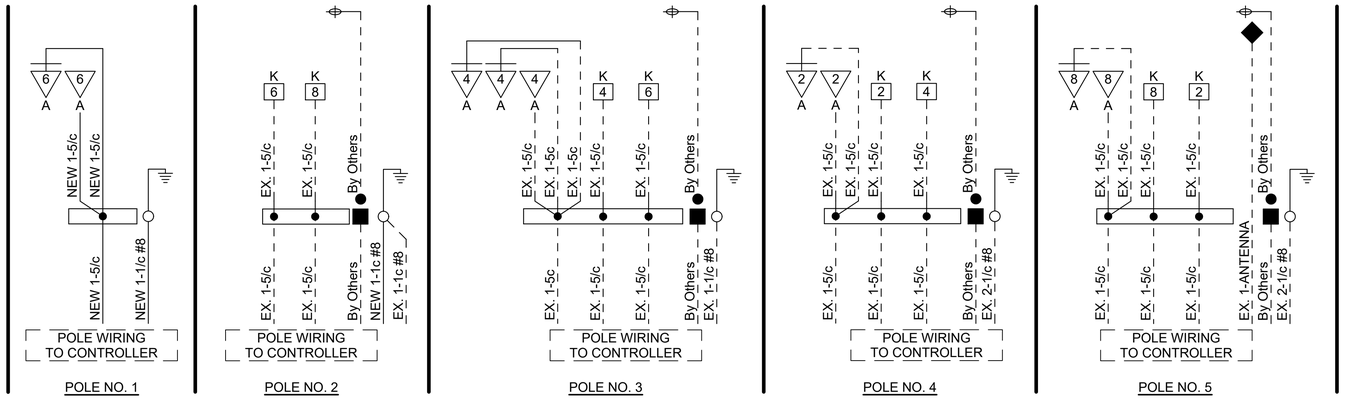

WIRING DIAGRAM

NOT TO SCALE

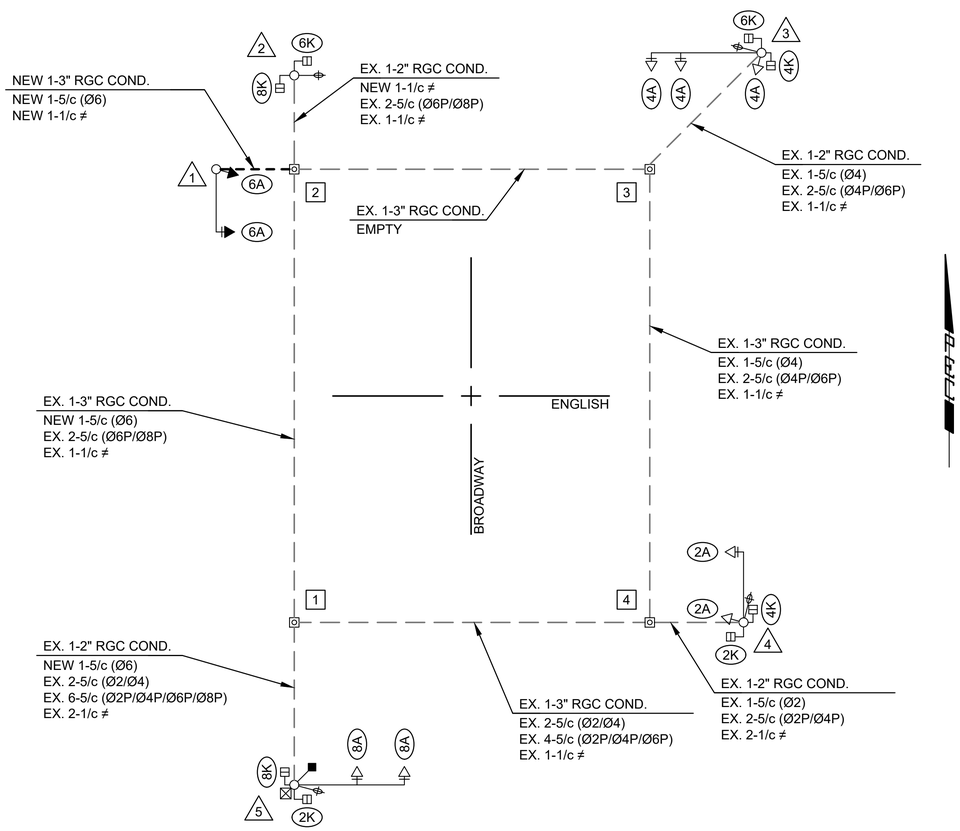

NOTES:
1. ALL SIGNAL CABLES SHALL BE #14 A.W.G., UNLESS OTHERWISE STATED.
2. GROUND WIRE (⏚) SHALL BE 1/c #8 A.W.G. (GREEN) AND SHALL BE CONTINUOUS.
3. EACH POLE SHALL HAVE A SEPARATE GROUND ROD IN ADDITION TO CONTINUOUS GROUND WIRE.
4. ALL SPLICES TO SIGNAL CABLE ARE TO BE WITHIN THE POLE BASE - NO SPLICES OF SIGNAL CABLE ARE PERMITTED WITHIN THE SERVICE BOXES.

LEGEND

- 1 SERVICE / JUNCTION BOX NUMBER
- 1 SIGNAL POLE NUMBER
- 1A SIGNAL HEAD PHASE/TYPE
- 1 RADAR DETECTOR NUMBER

TRAFFIC SIGNAL HEADS

A C H K

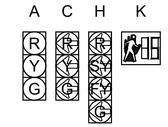

NOTE:
ALL INDICATIONS SHALL BE L.E.D. DISPLAYS (12" DIA. LENS), EXCEPT PEDESTRIAN DISPLAYS WHICH SHALL BE 18" WIDE x 16" TALL.

PEC
PROFESSIONAL ENGINEERING CONSULTANTS
303 SOUTH TOPEKA
WICHITA, KS 67202
316-262-2691 www.pec1.com

CITY OF WICHITA

DOWNTOWN TWO-WAY STREET CONVERSION

CENTRAL BUSINESS DISTRICT
WICHITA, KANSAS

Issue:		
1		

JOB NO.	230431-000
DATE	JULY 2024
PM	TPA
DESIGNED BY	LGP/SAC
DRAWN BY	CP/SAC
CHECKED BY	SAC/TPA

BROADWAY AVE. & ENGLISH ST. WIRING DIAGRAM

CP119A

SAVED 7/10/2024 1:27:09 PM BY SCOTT.CANFIELD
PLOTTED 7/12/2024 1:50:26 PM BY SCOTT CANFIELD
U:\WICHITA-CIVIL\2023\230431\000\PEC\DRAWINGS\230431-000-WIRING DIAGRAM - 3 BROADWAY.DWG