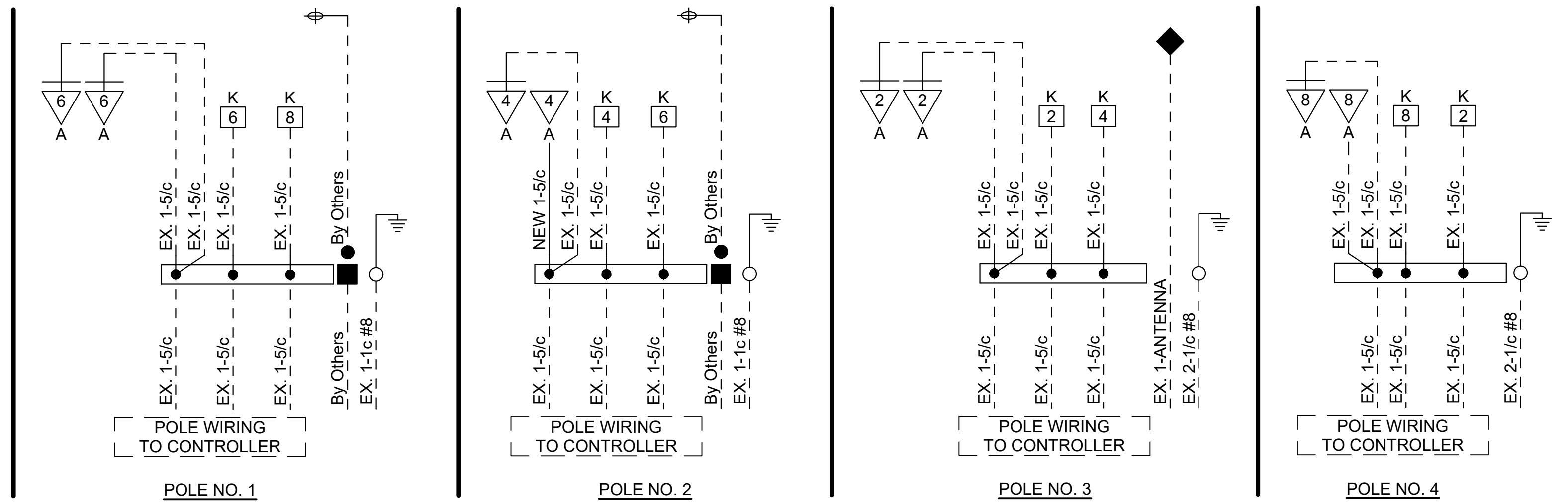
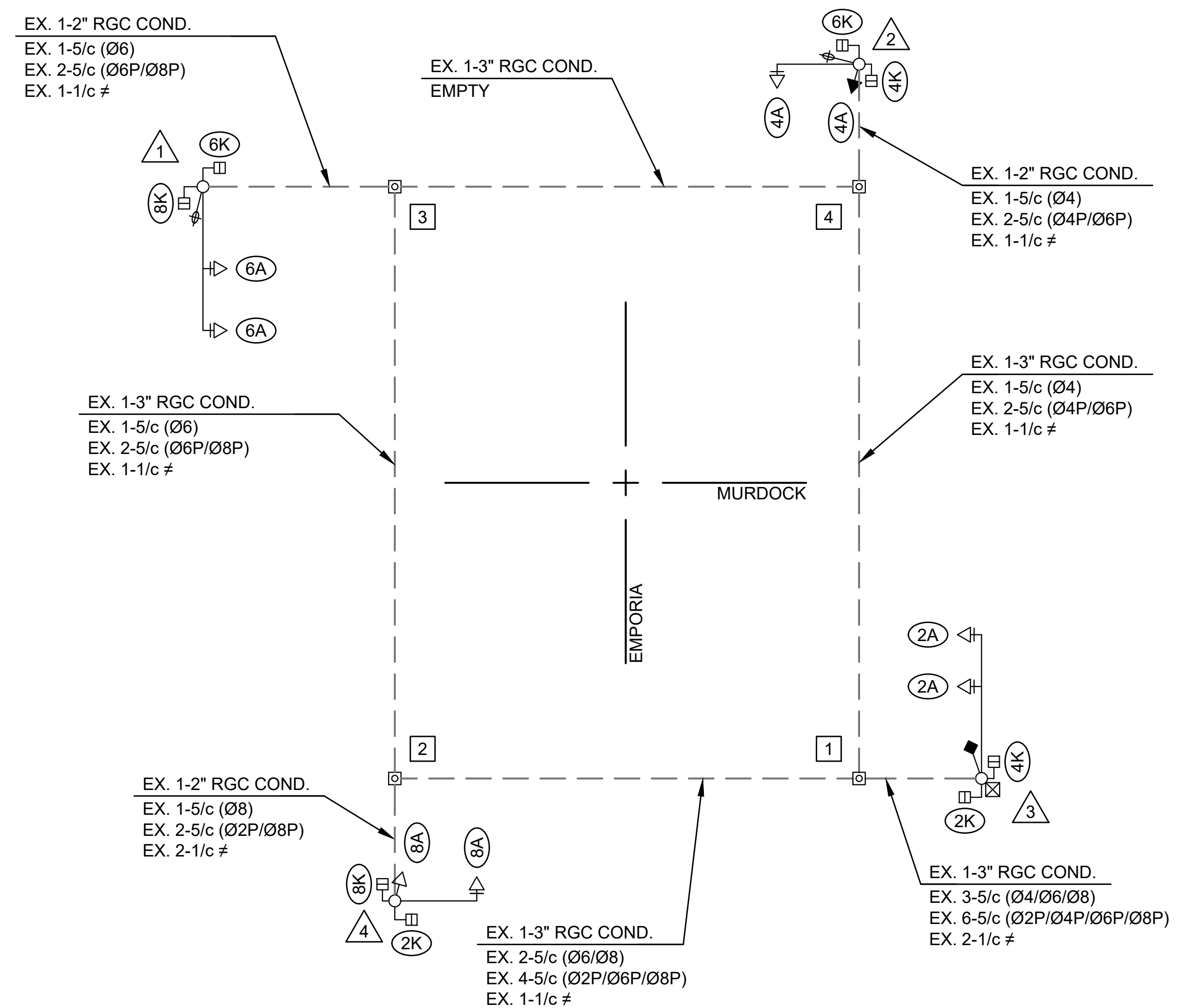


POLE WIRING DIAGRAM
NOT TO SCALE



WIRING DIAGRAM
NOT TO SCALE




- NOTES:
1. ALL SIGNAL CABLES SHALL BE #14 A.W.G., UNLESS OTHERWISE STATED.
 2. GROUND WIRE (#) SHALL BE 1/c #8 A.W.G. (GREEN) AND SHALL BE CONTINUOUS.
 3. EACH POLE SHALL HAVE A SEPARATE GROUND ROD IN ADDITION TO CONTINUOUS GROUND WIRE.
 4. ALL SPLICES TO SIGNAL CABLE ARE TO BE WITHIN THE POLE BASE - NO SPLICES OF SIGNAL CABLE ARE PERMITTED WITHIN THE SERVICE BOXES.


LEGEND

- 1 SERVICE / JUNCTION BOX NUMBER
- ▲ SIGNAL POLE NUMBER
- Ⓜ SIGNAL HEAD PHASE/TYPE
- ◇ RADAR DETECTOR NUMBER

TRAFFIC SIGNAL HEADS



NOTE:
ALL INDICATIONS SHALL BE L.E.D. DISPLAYS (12" DIA. LENS), EXCEPT PEDESTRIAN DISPLAYS WHICH SHALL BE 18" WIDE x 16" TALL.



**DOWNTOWN
TWO-WAY STREET
CONVERSION
CENTRAL BUSINESS DISTRICT
WICHITA, KANSAS**

Issue:	
1	
JOB NO.	230431-000
DATE	JULY 2024
PM	TPA
DESIGNED BY	LGP/SAC
DRAWN BY	CP/SAC
CHECKED BY	SAC/TPA

EMPORIA AVE. &
MURDOCK AVE.
WIRING DIAGRAM