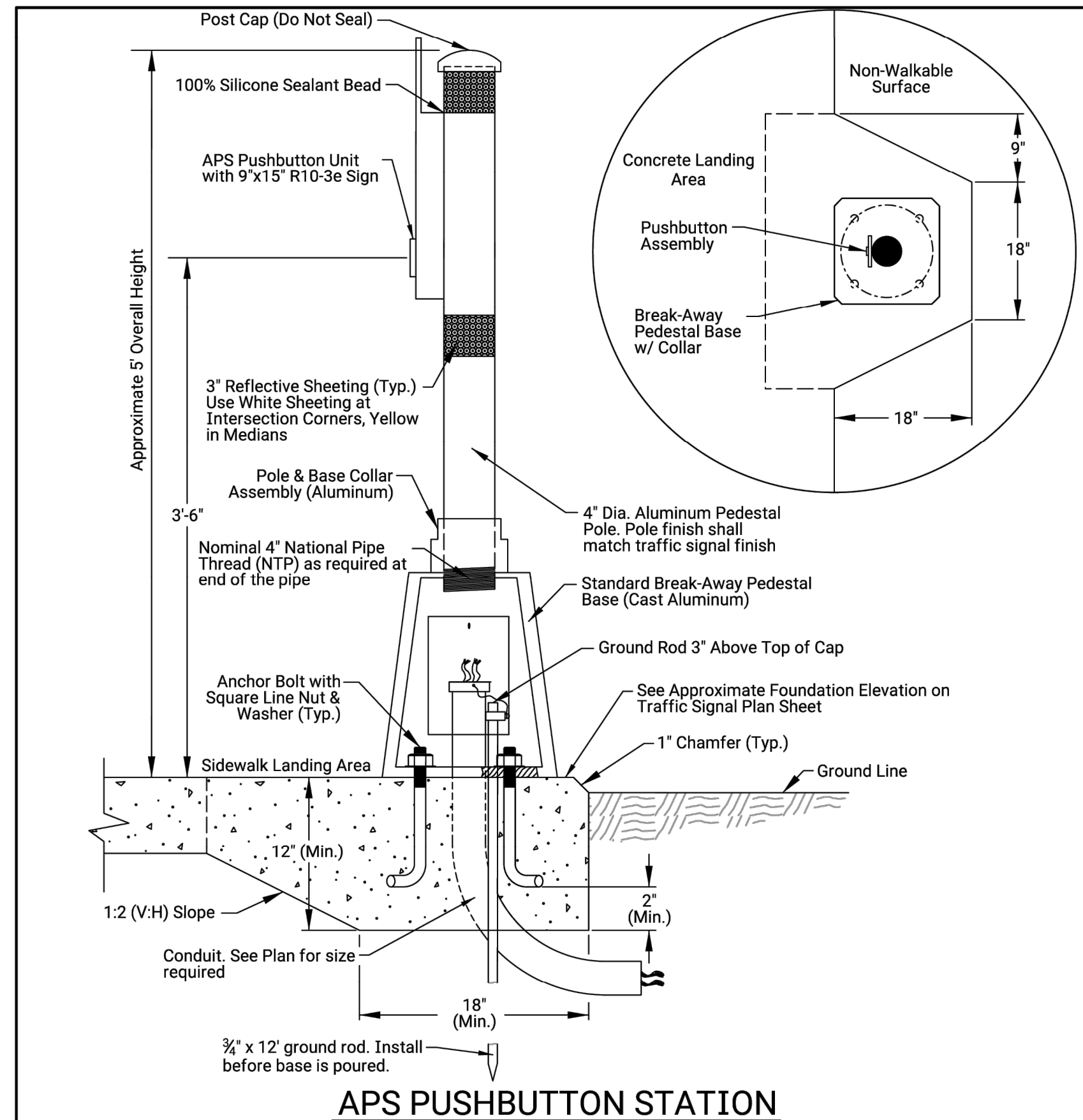
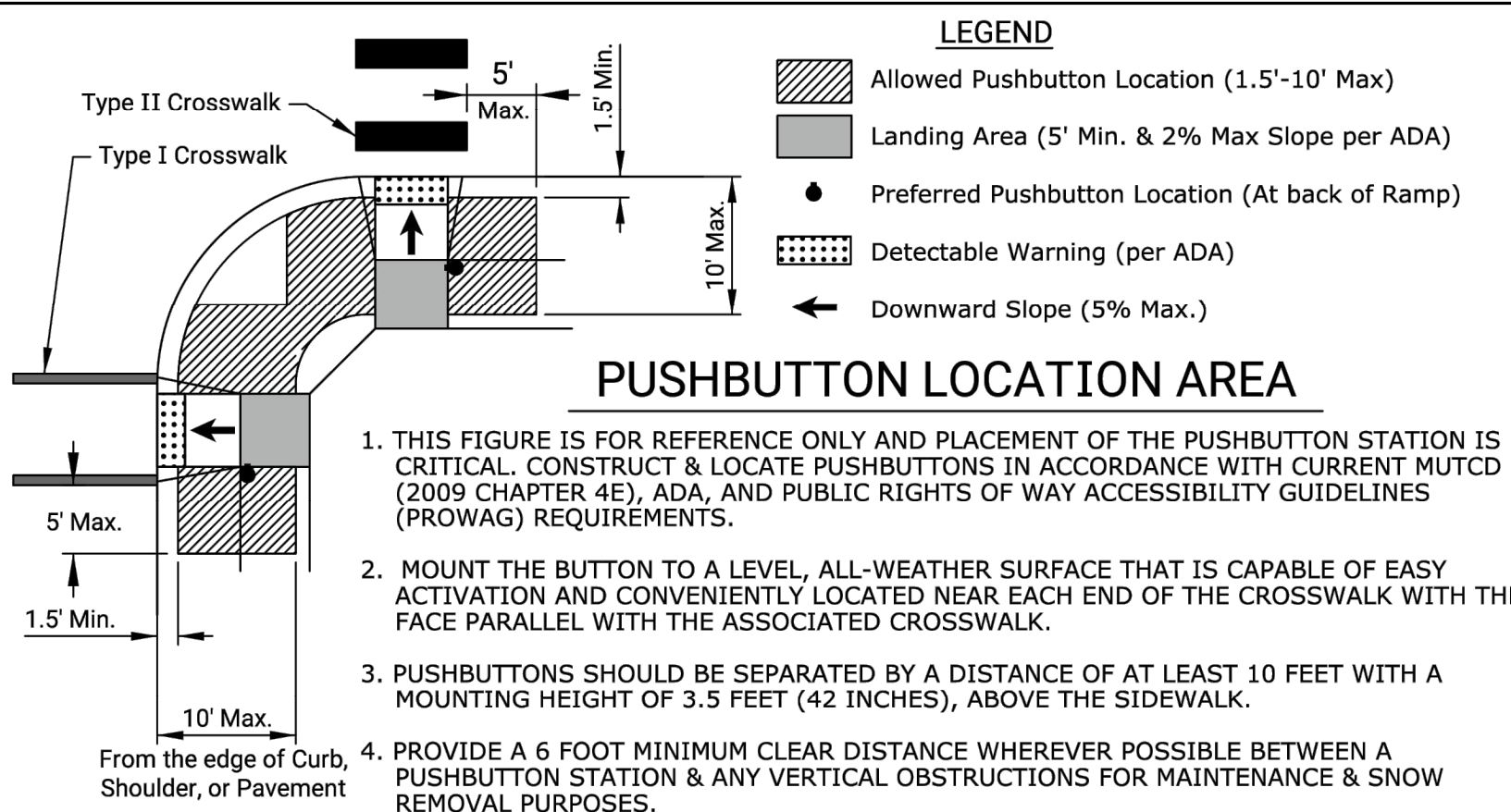


SAVED 6/4/2024 8:41:34 AM BY BRADLEY HAYNES
 PLOTTED 7/12/2024 1:54:47 PM BY SCOTT CANFIELD
 U:\WICHITA-CIVIL\2023\230431\000\PEC\DRAWINGS\230431-000-CP150-DETAILS.DWG

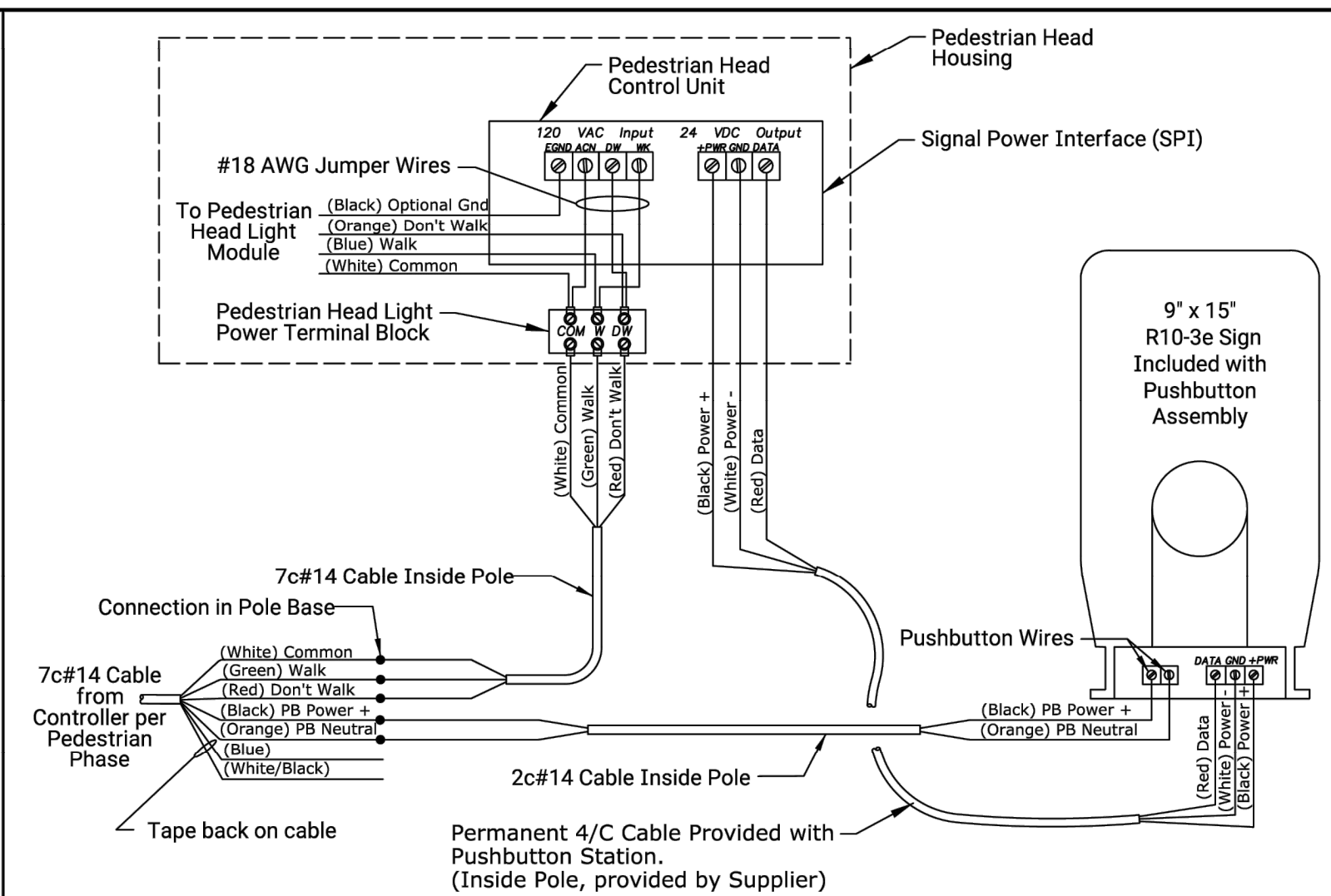
NOTE TO DESIGNER: Designer shall verify that pedestrian features and locations meet MUTCD requirements (latest edition)




1. PLUMB THE PUSHBUTTON STATION WITH GALVANIZED STEEL LEVELING SHIMS AS REQUIRED.
2. USE #6 BARE COPPER GROUND CONDUCTOR FROM CLAMP TO GROUND BOLT IN ACCESS HOLE.
3. THE PUSHBUTTON STATION FOUNDATION HAS TWO (2) OPTIONS. BOTH OPTIONS ARE SUBSIDIARY TO THE APS PUSHBUTTON STATION AND NO ADDITIONAL PAYMENT WILL BE MADE REGARDLESS OF FOUNDATION TYPE.
 - A. POURED MONOLITHIC WITH THE SIDEWALK (SHOWN ABOVE) - PROVIDE A 1:2 (V:H:) SLOPE GRADE WHERE THE SIDEWALK DEPTH TRANSITIONS TO THE 12" FOUNDATION DEPTH.
 - B. ALTERNATIVE FOUNDATION DESIGN - PLACE FOUNDATION AS SHOWN ON STANDARD SHEET "TRAFFIC SIGNAL INSTALLATION DETAIL SHEET". THIS 24" FOUNDATION WILL MATCH THE TRAFFIC SIGNAL PEDESTAL BASE. PROVIDE A BOND BREAKER OR EXPANSION JOINT TO SEPARATE FOUNDATION FROM SIDEWALK.



1. THIS FIGURE IS FOR REFERENCE ONLY AND PLACEMENT OF THE PUSHBUTTON STATION IS CRITICAL. CONSTRUCT & LOCATE PUSHBUTTONS IN ACCORDANCE WITH CURRENT MUTCD (2009 CHAPTER 4E), ADA, AND PUBLIC RIGHTS OF WAY ACCESSIBILITY GUIDELINES (PROWAG) REQUIREMENTS.
2. MOUNT THE BUTTON TO A LEVEL, ALL-WEATHER SURFACE THAT IS CAPABLE OF EASY ACTIVATION AND CONVENIENTLY LOCATED NEAR EACH END OF THE CROSSWALK WITH THE FACE PARALLEL WITH THE ASSOCIATED CROSSWALK.
3. PUSHBUTTONS SHOULD BE SEPARATED BY A DISTANCE OF AT LEAST 10 FEET WITH A MOUNTING HEIGHT OF 3.5 FEET (42 INCHES), ABOVE THE SIDEWALK.
4. PROVIDE A 6 FOOT MINIMUM CLEAR DISTANCE WHEREVER POSSIBLE BETWEEN A PUSHBUTTON STATION & ANY VERTICAL OBSTRUCTIONS FOR MAINTENANCE & SNOW REMOVAL PURPOSES.

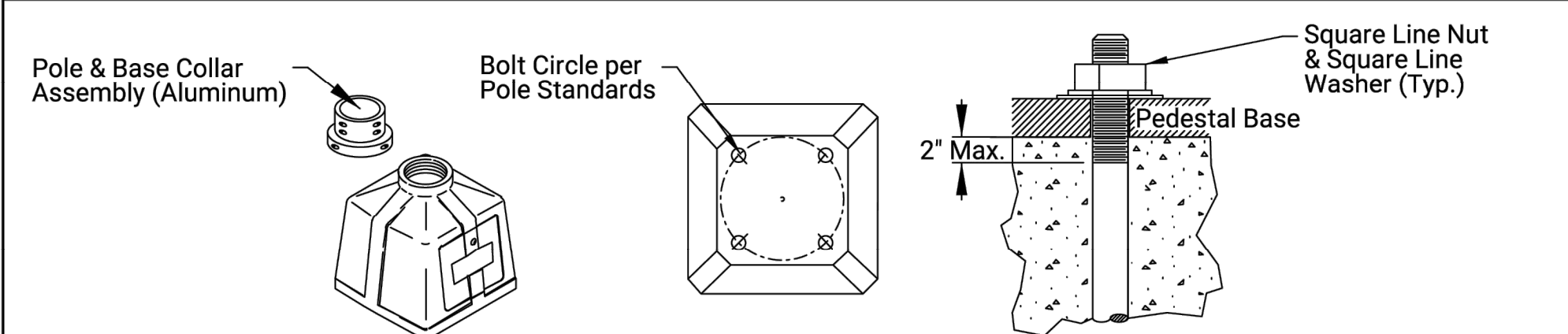


PEDESTRIAN PUSHBUTTON WIRING DIAGRAM



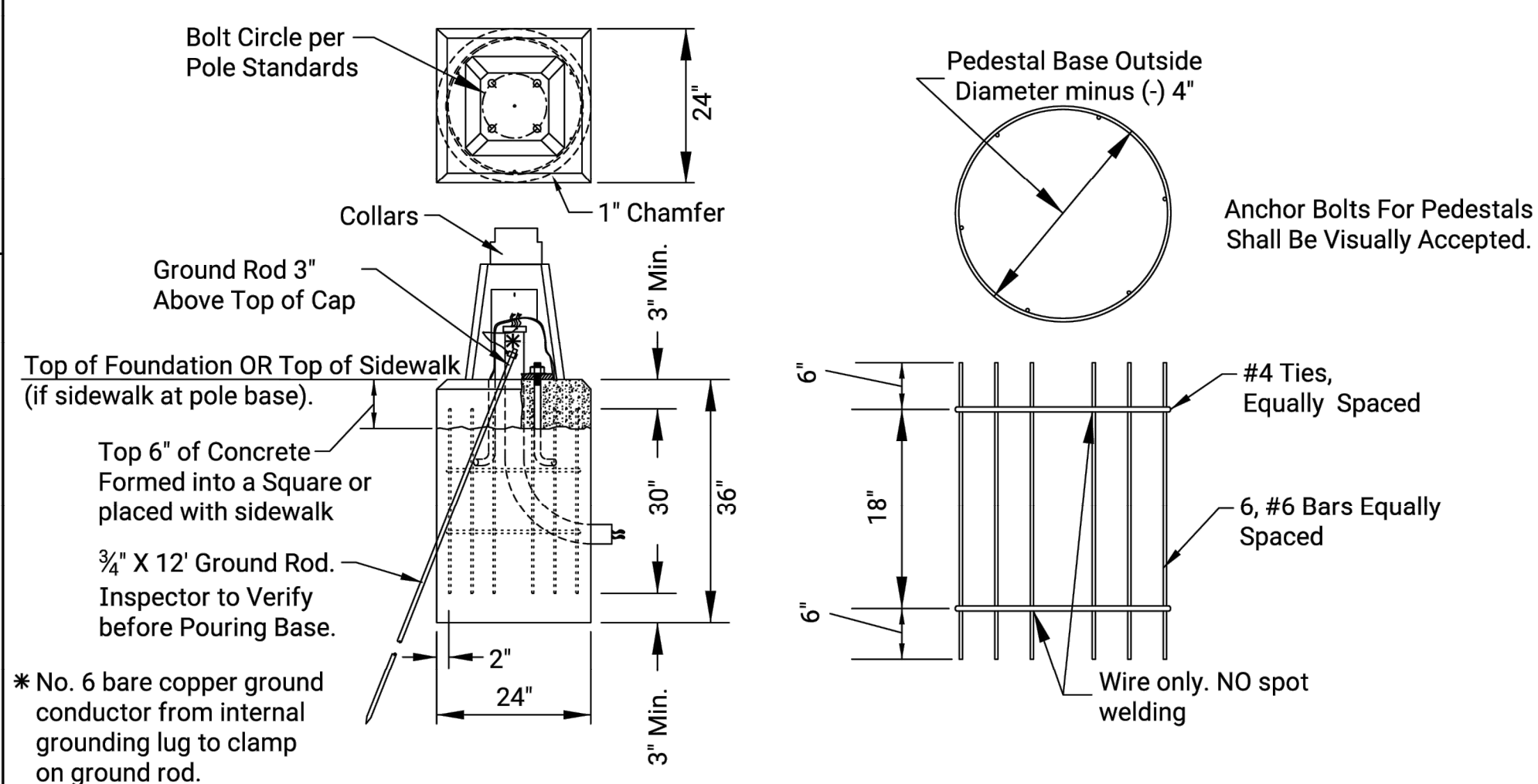
APS PUSHBUTTON SYSTEM & SIGN (R10-3E, 9"x15")

- NOTE:
1. THE PUSHBUTTON SYSTEM AND SIGN SHALL MEET OR EXCEED CURRENT MUTCD AND ADA REQUIREMENTS.
 2. PUSHBUTTON SYSTEM SHOULD INCLUDE INSTALLATION AND MOUNTING HARDWARE.
 3. THE PUSHBUTTON SYSTEM SHOULD INCLUDE A FOUR CONDUCTOR (4/C) CABLE CONNECTING THE SIGNAL POWER INTERFACE (SPI) IN THE PEDESTRIAN SIGNAL HEAD TO THE PUSHBUTTON ASSEMBLY. THE CABLE IS NOT SPECIFICALLY QUANTIFIED OR INCLUDED IN THE TRAFFIC SIGNAL BILL OF MATERIALS. CABLE AND INSTALLATION IS SUBSIDIARY TO THE PUSHBUTTON SYSTEM.
 4. SEE "TRAFFIC SIGNAL WIRING & TIMING DETAILS" FOR PEDESTRIAN TIMING AND EXTENSIONS.
 5. THE PUSHBUTTON SYSTEM SHALL PROVIDE THE FOLLOWING MINIMUM STANDARD FEATURES:
 - A. VANDAL RESISTANT HOUSING
 - B. BOTH AUDIBLE AND VIBROTACTILE WALK INDICATIONS.
 - C. THE AUDIBLE WALK INDICATION SHALL BE CAPABLE OF BOTH A PERCUSSIVE TONE & SPEECH WALK MESSAGE AS REQUIRED BY MUTCD
 - D. LOCATOR TONE AND HIGH CONTRAST TACTILE ARROW(S) ALIGNED PARALLEL TO THE ASSOCIATED CROSSWALK DIRECTION OF TRAVEL.
 - E. AUTOMATIC SOUND ADJUSTMENT IN RESPONSE TO AMBIENT SOUND LEVEL



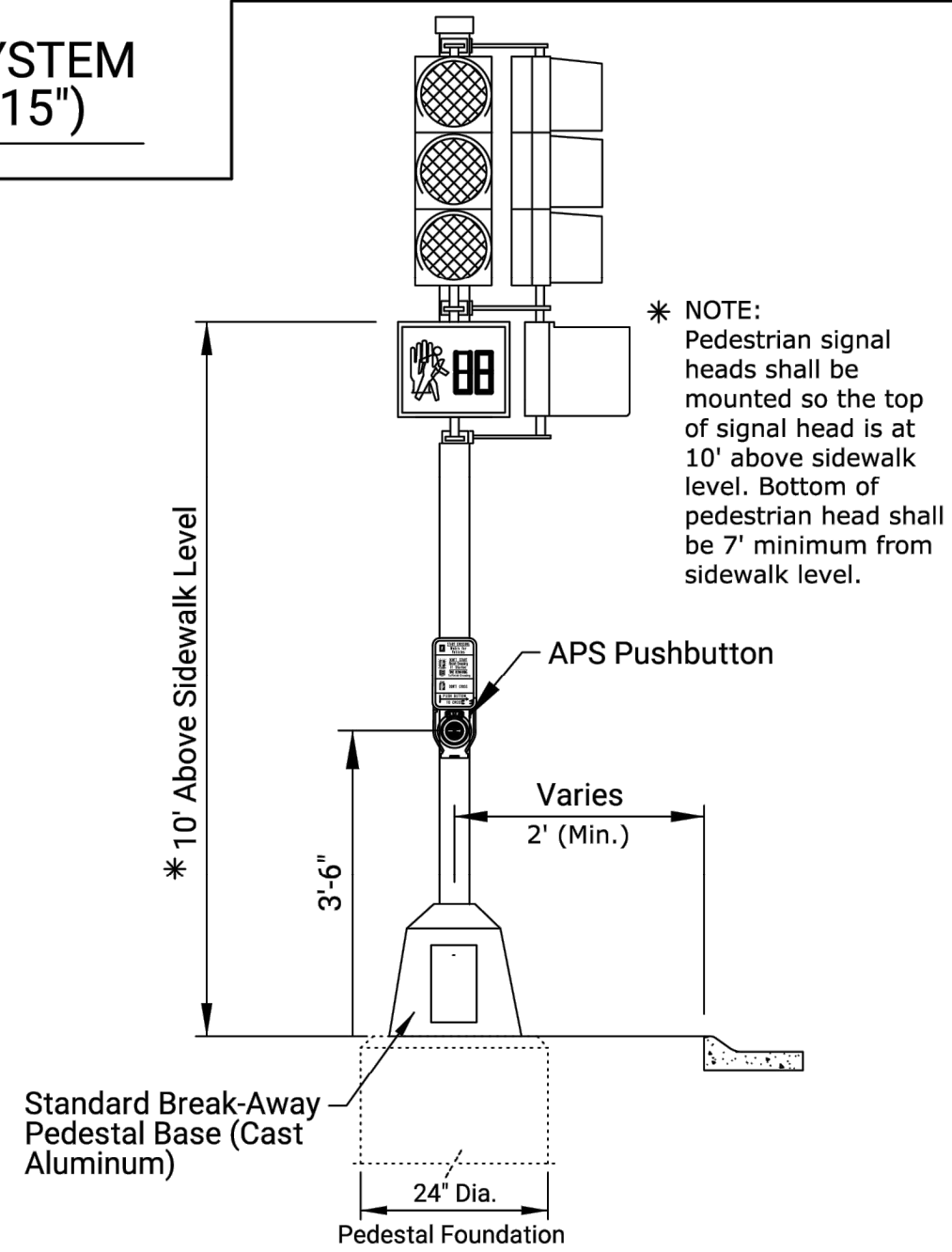
STANDARD BREAK-AWAY PEDESTAL BASE & ANCHOR BOLT DETAIL

1. STANDARD BREAK-AWAY PEDESTAL BASE SHALL BE USED ON BOTH THE TRAFFIC SIGNAL PEDESTAL AND APS PUSHBUTTON STATION.
2. USE SQUARE LINE NUTS AND WASHERS ON PEDESTAL BASE.
3. ANCHOR BOLTS FOR PEDESTALS SHALL BE VISUALLY ACCEPTED.



PEDESTAL & APS PUSHBUTTON FOUNDATION DETAIL

PEDESTAL & APS PUSHBUTTON REBAR CAGE DETAIL



TRAFFIC SIGNAL PEDESTAL

SEE STANDARD SHEET "TRAFFIC SIGNAL INSTALLATION DETAIL SHEET" FOR PEDESTRIAN FOUNDATION DETAILS.



SIGNAL PEDESTAL, PUSHBUTTON STATION, & APS PUSHBUTTON DETAILS		
TRAFFIC ENGINEER APP'D 01/27/22 MIKE ARMOUR, P.E.		
PROJECT NUMBER	ORG NUMBER	DATE
CITY ENGINEER'S OFFICE	SHEET	
CITY HALL - SEVENTH FLOOR 455 NORTH MAIN STREET WICHITA, KANSAS 67202-1620 (316) 268-4501	TR-107	



DOWNTOWN
 TWO-WAY STREET
 CONVERSION
 CENTRAL BUSINESS DISTRICT
 WICHITA, KANSAS

Issue:		
1		
JOB NO.	230431-000	
DATE	JULY 2024	
PM	TPA	
DESIGNED BY	LGP/SAC	
DRAWN BY	CP/SAC	
CHECKED BY	SAC/TPA	

CITY DETAIL TR-107