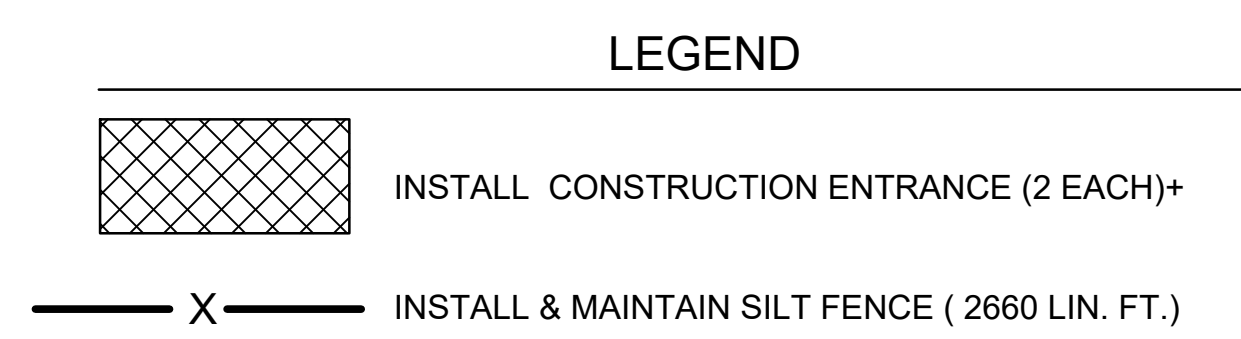
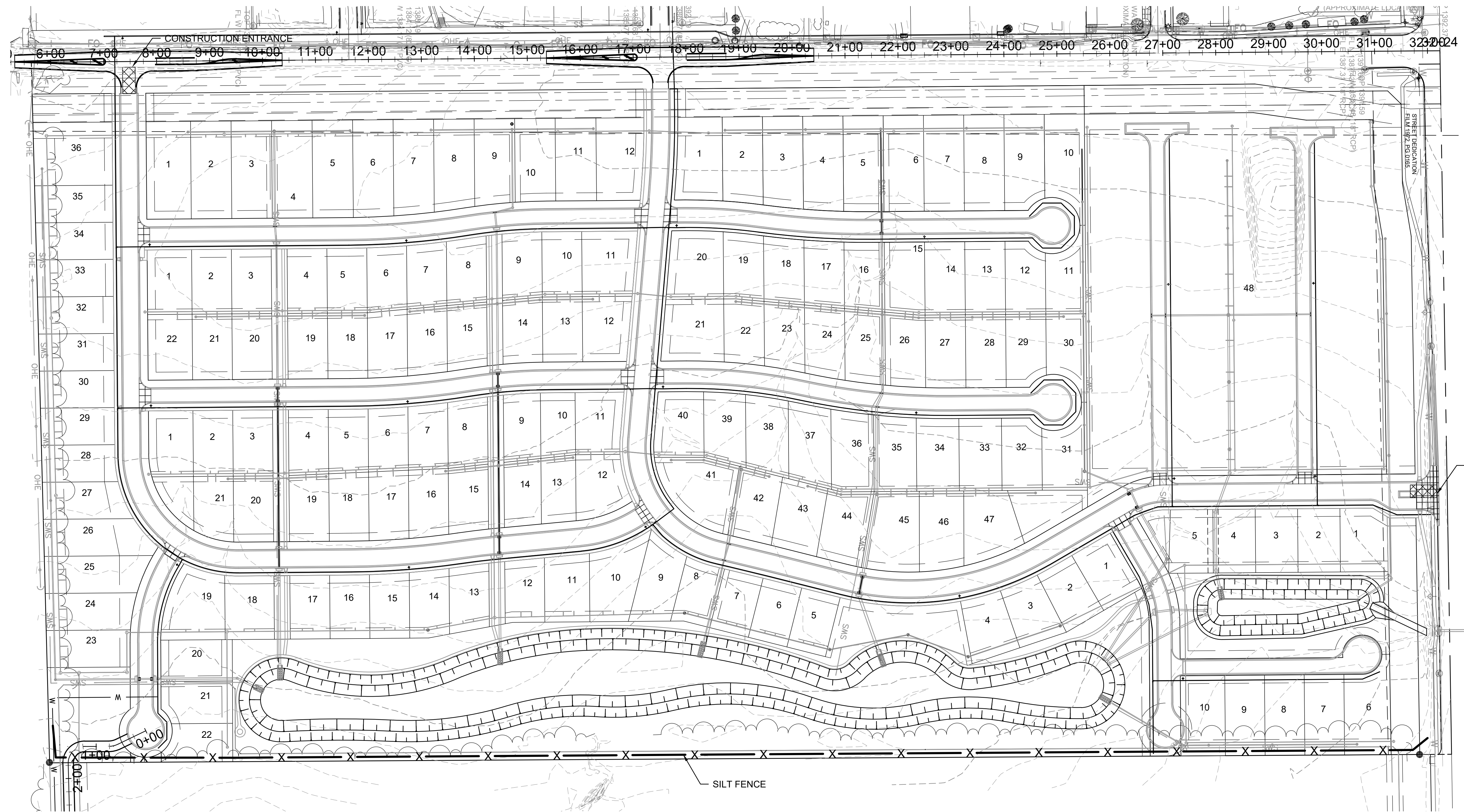



File: L:\2024\141-2400521 - Pegasus Addition Design\Drawings\141-2400521-EROSION CONTROL.dwg Last Save: 8/2/2024 3:27 PM Last saved by: DRSTANDRICH
 Last plotted by: Standrich, Darryl R Plot Style: --- Plot Scale: 1:2.5849 Plot Date: 8/19/2024 8:35 AM Plotter Used: None



© 2024 GARVER, LLC
 THIS DOCUMENT, ALONG WITH THE IDEAS AND DESIGNS CONVEYED HEREIN, SHALL BE CONSIDERED INSTRUMENTS OF PROFESSIONAL SERVICE AND ARE PROPERTY OF GARVER, LLC. ANY USE, REPRODUCTION, OR DISTRIBUTION OF THIS DOCUMENT, ALONG WITH THE IDEAS AND DESIGN CONTAINED HEREIN, IS PROHIBITED UNLESS AUTHORIZED IN WRITING BY GARVER, LLC OR EXPLICITLY ALLOWED IN THE GOVERNING PROFESSIONAL SERVICES AGREEMENT FOR THIS WORK.

1995 Midfield Road
 Wichita, KS 67209
 (316) 264-8008



REV.	DATE	DESCRIPTION	BY



CITY OF WICHITA
 WICHITA, KANSAS

PEGASUS ADDITION
 SANITARY SEWER

EROSION CONTROL

JOB NO.: 2400521
 DATE: AUGUST 2024
 DESIGNED BY: EJJ
 DRAWN BY: DRS

BAR IS ONE INCH ON ORIGINAL DRAWING
 0 1" IF NOT ONE INCH ON THIS SHEET, ADJUST SCALES ACCORDINGLY.

DRAWING NUMBER

SHEET NUMBER **28** OF **36**